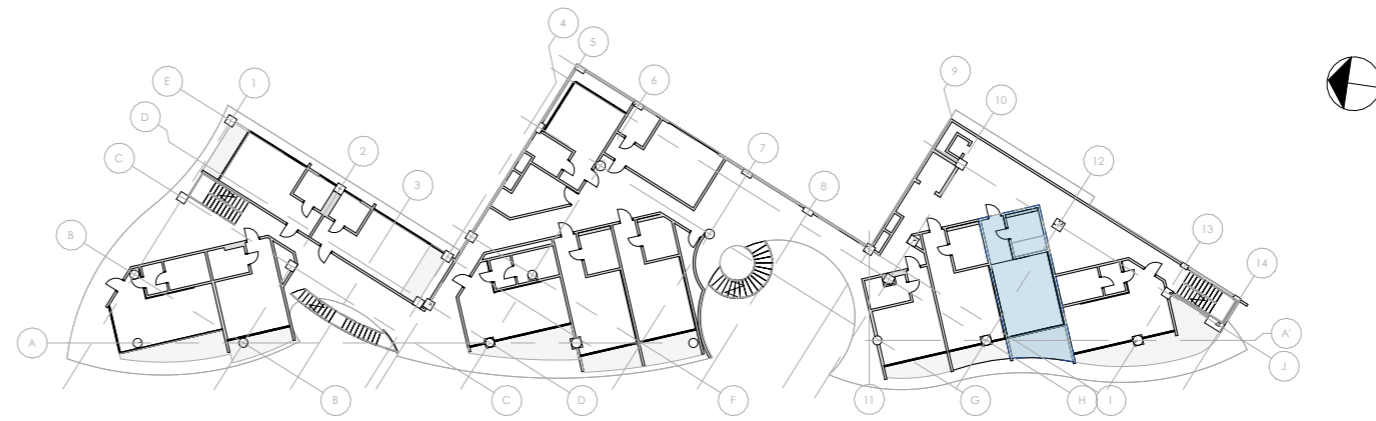


List of working drawings

Sheet Number	Sheet Name
A100	Project Information
A101	Construction plan
A102	Installation plan
A103	Measurement plan
A104	Furniture layout
A105	Plumbing plan
A106	Floor finish plan
A107	Ceiling finish plan
A108	Lighting plan
A109	Lighting groups plan
A110	Sockets & electrical output layout
A112	Wall finish plan
A113	Marking plan
A114	Wall elevations
A115	Wall elevations
A116	Wall elevations
A117	Specifications
A118	Specifications
A119	Specifications
A120	Specifications



Key Plan Type A

1 : 500

Notes:

1. It is allowed to make changes to the Design project during the implementation process, subject to agreement with the architect.
2. The visualizations in this album are a conditional indicative image of the finished object and should be considered together with the drawings and equipment.
3. Non-standard structures, complex elements and structural units are developed by the relevant contractor on the basis of the technical specifications issued by the architect

MELASTI ARCADE
Apartments Type A

Sheet name

Project Information

Scale

1 : 500

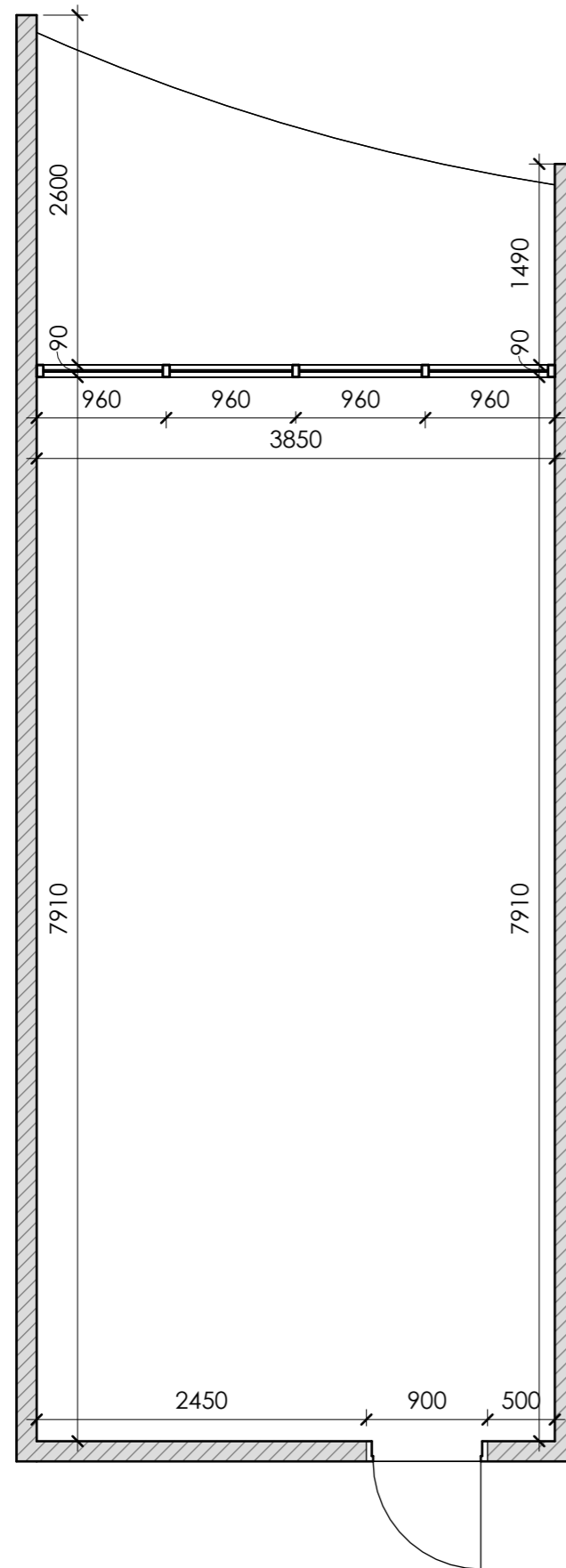
Sheet

A100

SNAAR

Construction

1 : 50



Notes:

1. All dimensions are design. Before ordering, manufacturing, installation, it is imperative to perform actual measurements.
2. The color and texture of the materials are agreed only on real samples.
3. In case of changes in dimensions or position in space, coordinate with the project architect.

MELASTI ARCADE
Apartments Type A

Sheet name

Construction plan

Scale

1 : 50

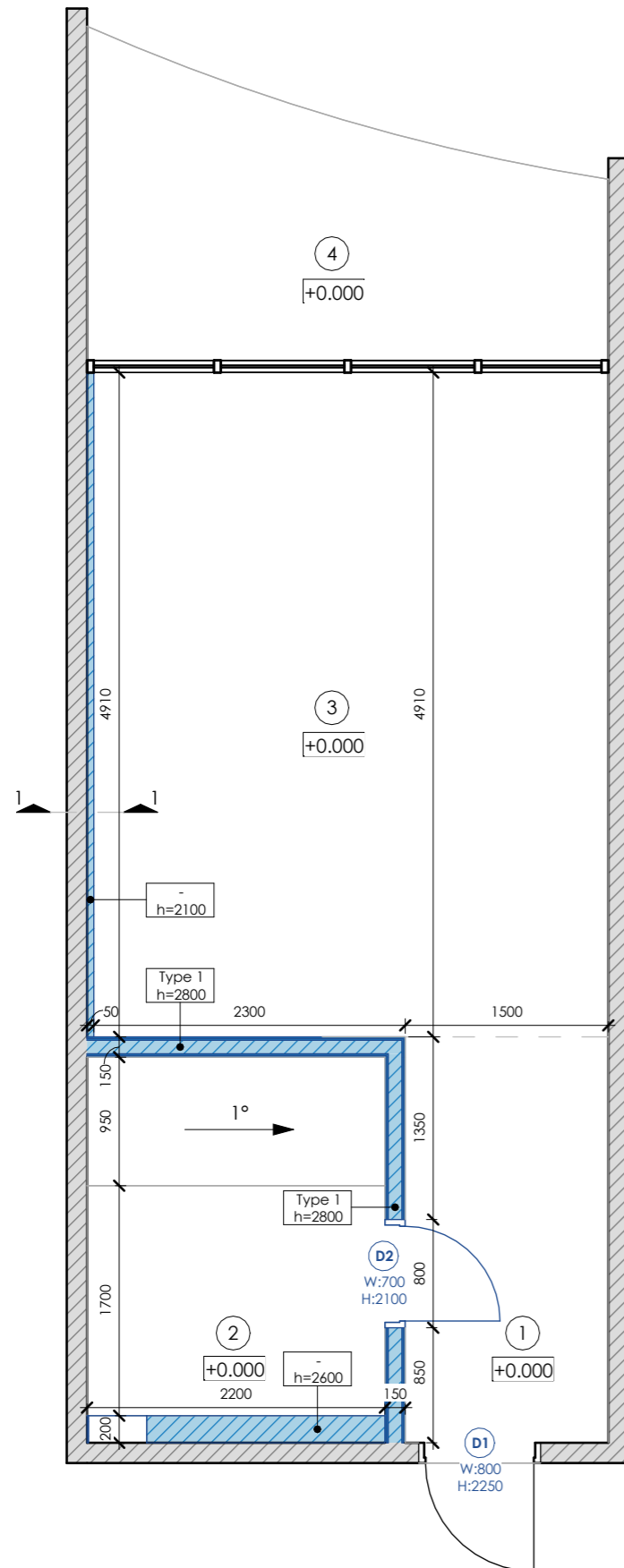
Sheet


A101

SNAAR

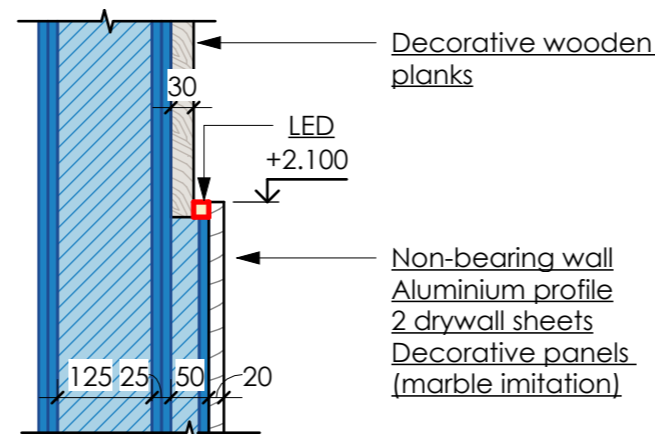
Installation

1 : 50



Wall Schedule				
Mark	On the plan	Description	Thickness	Volume
Type 1		Aluminium profile 125mm - Drywall 12.5mm, 2 sheet, two sides	150 mm	1.96 m ³

Door Schedule					
Mark	Count	Description	Opening type	Finish inside	Finish outside
D1	1	Concealed installation door 800x2250mm (clear canvas)	Right hand/outside	Decorative plaster (grey)	-
D2	1	Concealed installation door 700x2100mm (clear canvas)	Left hand/outside	Decorative plaster (grey)	Decorative plaster (grey)



Section 1-1

1 : 10

Room Schedule		
No	Name	Area
1	Hallway	4.5 m ²
2	Bathroom	5.8 m ²
3	Living room/ Bedroom	18.8 m ²
4	Terrace	7.2 m ²
Total area:		36.2 m ²

Notes:

1. All dimensions are design. Before ordering, manufacturing, installation, it is imperative to perform actual measurements.
2. The color and texture of the materials are agreed only on real samples.
3. In case of changes in dimensions or position in space, coordinate with the project architect.

MELASTI ARCADE
Apartments Type A

Sheet name

Installation plan

Scale

As indicated

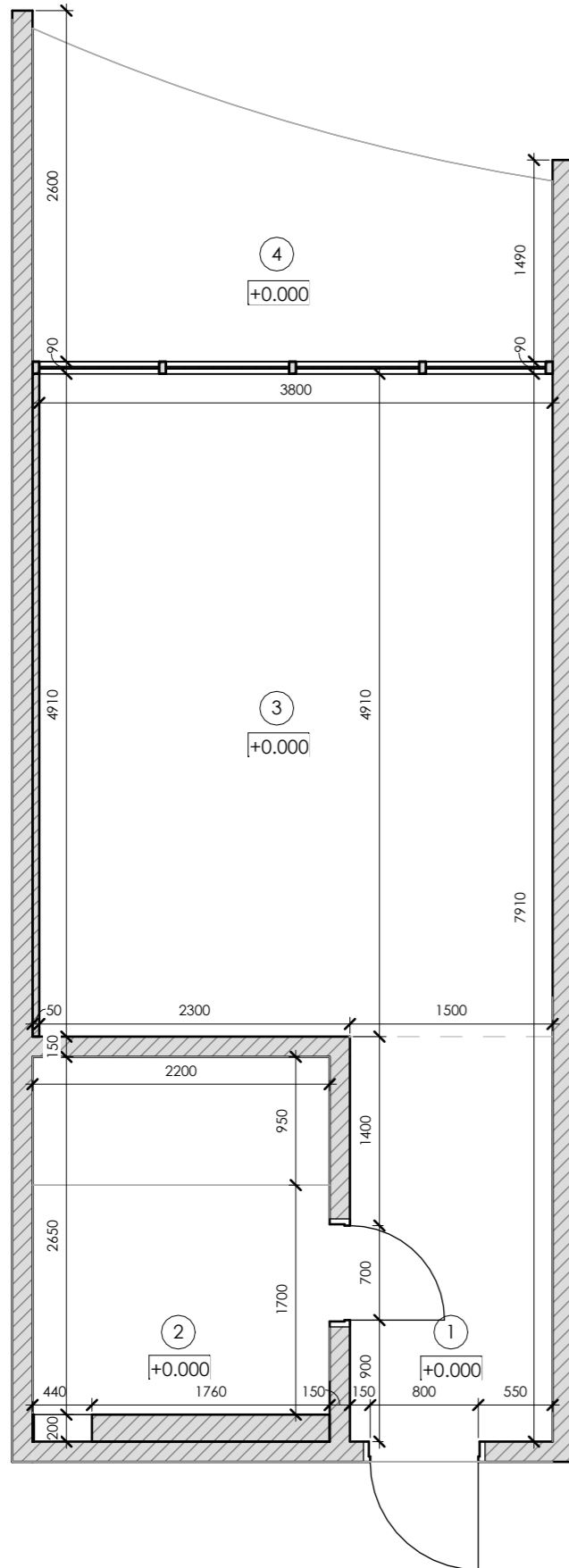
Sheet

A102

SNAAR

Measurement

1 : 50



Notes:
1. The contractor develops detailed drawings and coordinates the content and dimensions with the architect of the project.

2. All dimensions are design. Before ordering, manufacturing, installation of furniture, it is imperative to perform actual measurements.

3. The color and texture of the materials are agreed only on real samples.

4. In case of changes in dimensions or position in space, coordinate with the project architect.

Room Schedule		
Nº	Name	Area
1	Hallway	4.5 m ²
2	Bathroom	5.8 m ²
3	Living room/ Bedroom	18.8 m ²
4	Terrace	7.2 m ²
Total area:		36.2 m ²

MELASTI ARCADE
Apartments Type A

Sheet name
Measurement plan

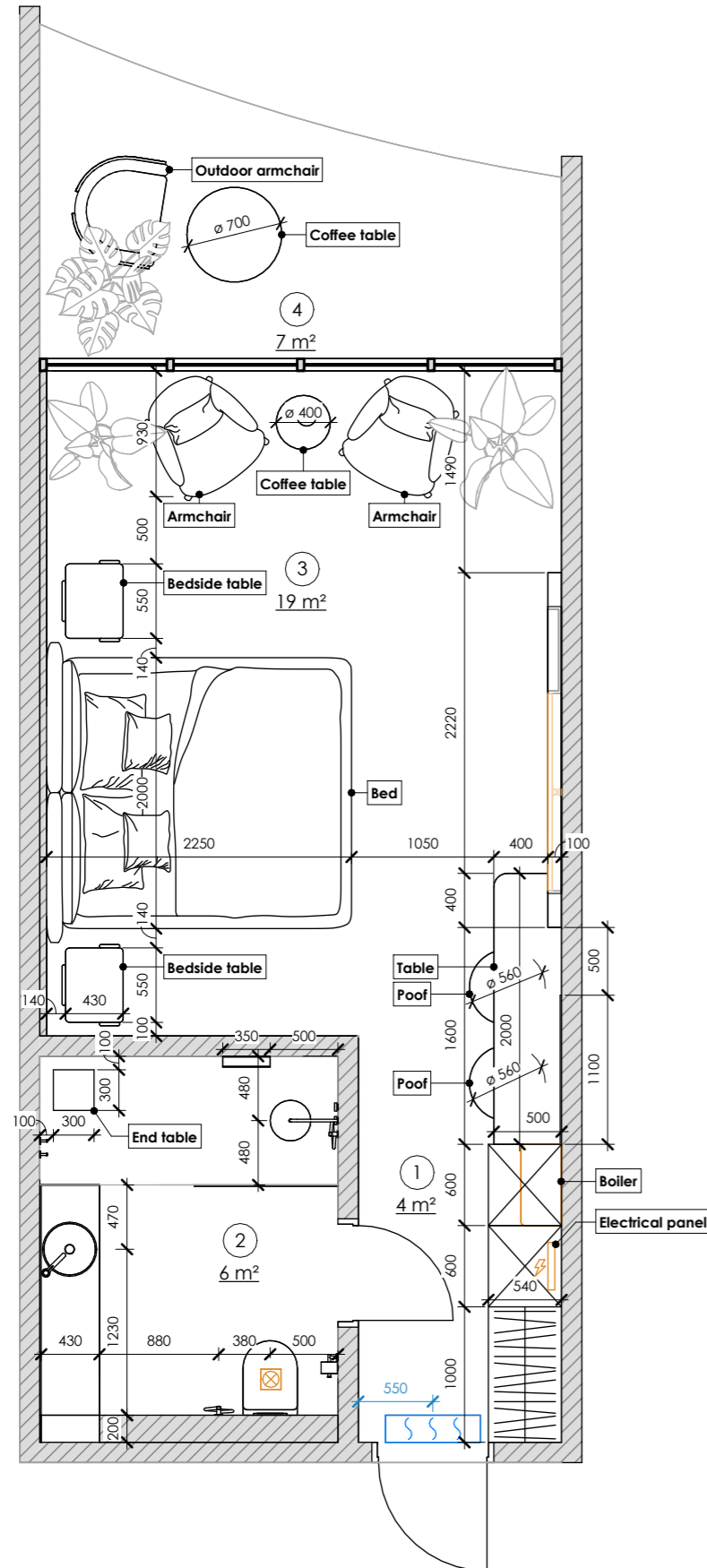
Scale
1 : 50

Sheet
A103

SNAAR

Furniture

1 : 50



Room Schedule		
No	Name	Area
1	Hallway	4.5 m ²
2	Bathroom	5.8 m ²
3	Living room/ Bedroom	18.8 m ²
4	Terrace	7.2 m ²
Total area:		36.2 m ²

Notes:
1. The contractor develops detailed drawings and coordinates the content and dimensions with the architect of the project.

2. All dimensions are design. Before ordering, manufacturing, installation of furniture, it is imperative to perform actual measurements.

3. The color and texture of the materials are agreed only on real samples.

4. In case of changes in dimensions or position in space, coordinate with the project architect.

5. Dimensions marked with "*" are approximate values. For clarification, see the "Specifications" sheet.

MELASTI ARCADE
Apartments Type A

Sheet name

Furniture layout

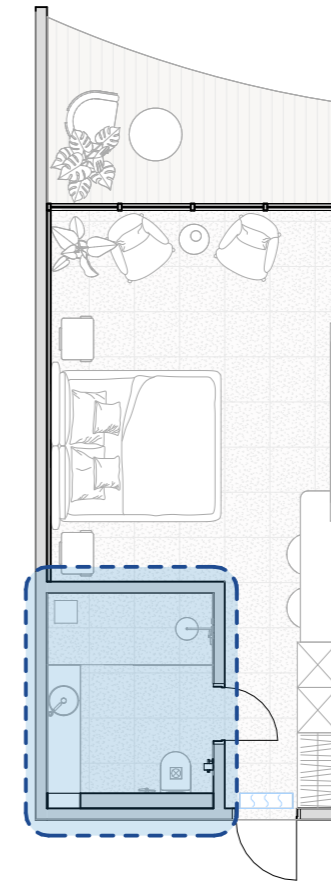
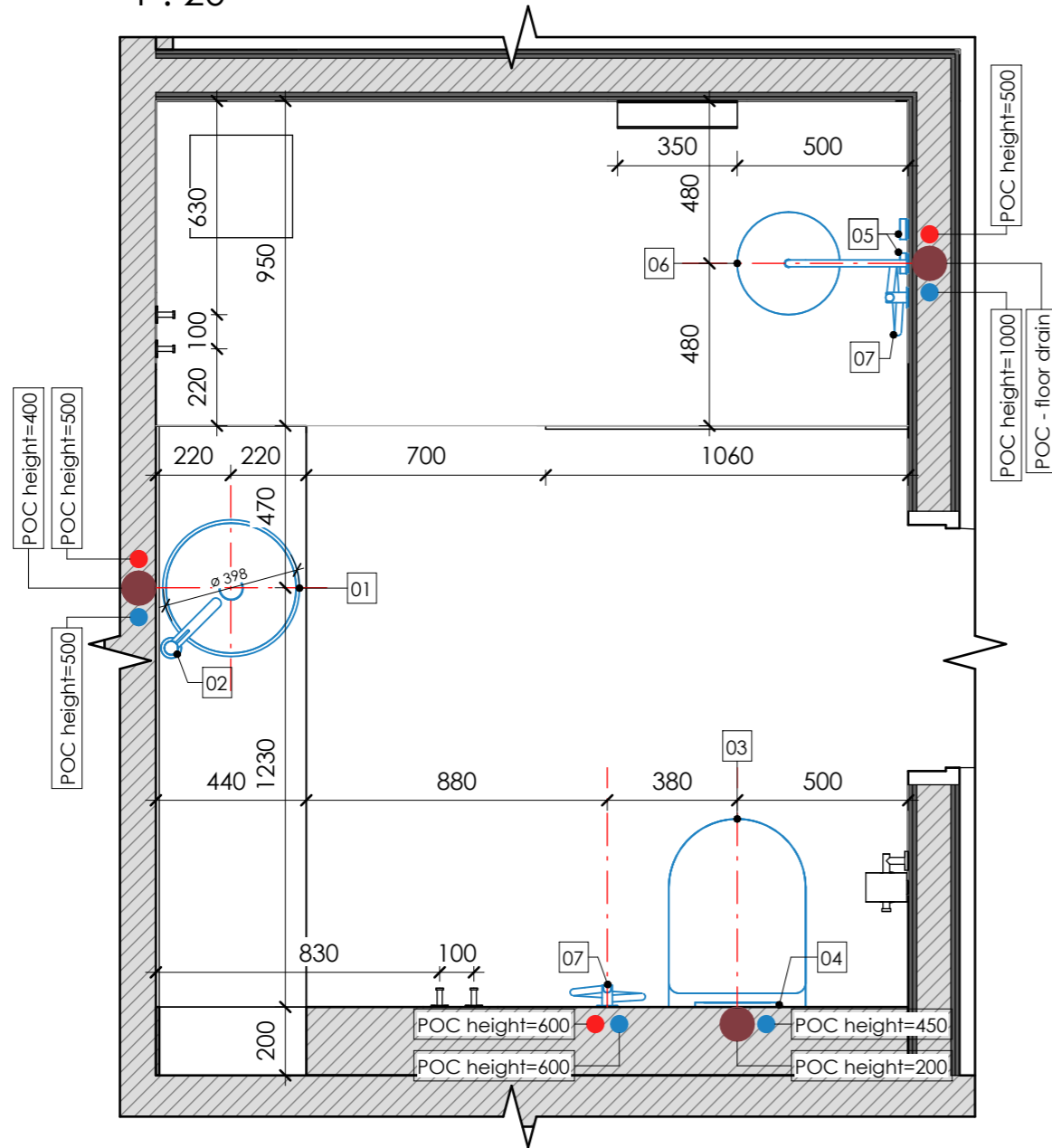
Scale
1 : 50

Sheet
A104

SNAAR

Bathroom

1 : 20



Plumbing Fixture Schedule			
Mark	Symbol	Description	Count
01		Sink	1
02		Faucet h.360	1
03		WC wall-hung	1
04		Rectangular drain button	1

Plumbing Fixture Schedule			
Mark	Symbol	Description	Count
05		Valve	2
06		Tropical showerhead	1
07		Hygienic showerhead	2

Room Schedule		
N _e	Name	Area
1	Hallway	4.5 m ²
2	Bathroom	5.8 m ²
3	Living room/ Bedroom	18.8 m ²
4	Terrace	7.2 m ²
Total area:		36.2 m ²

Notes:
1. Dimensions do not include plaster and wall finishes, the dimensions must be clarified upon actual

2. Clarify the connection according to the technical cards of the installed plumbing fixtures

3. Models of sanitary equipment can be specified during the design process

4. All inspection hatches of concealed installation in the finish of the wall on which they are located (specify the location)

5. Dimensions marked with "*" are approximate values. For clarification, see the "Specifications" sheet.

Legend :

- Domestic hot water
- Domestic cold water
- Sanitary waste

MELASTI ARCADE
Apartments Type A

Sheet name

Plumbing plan

Scale

As indicated

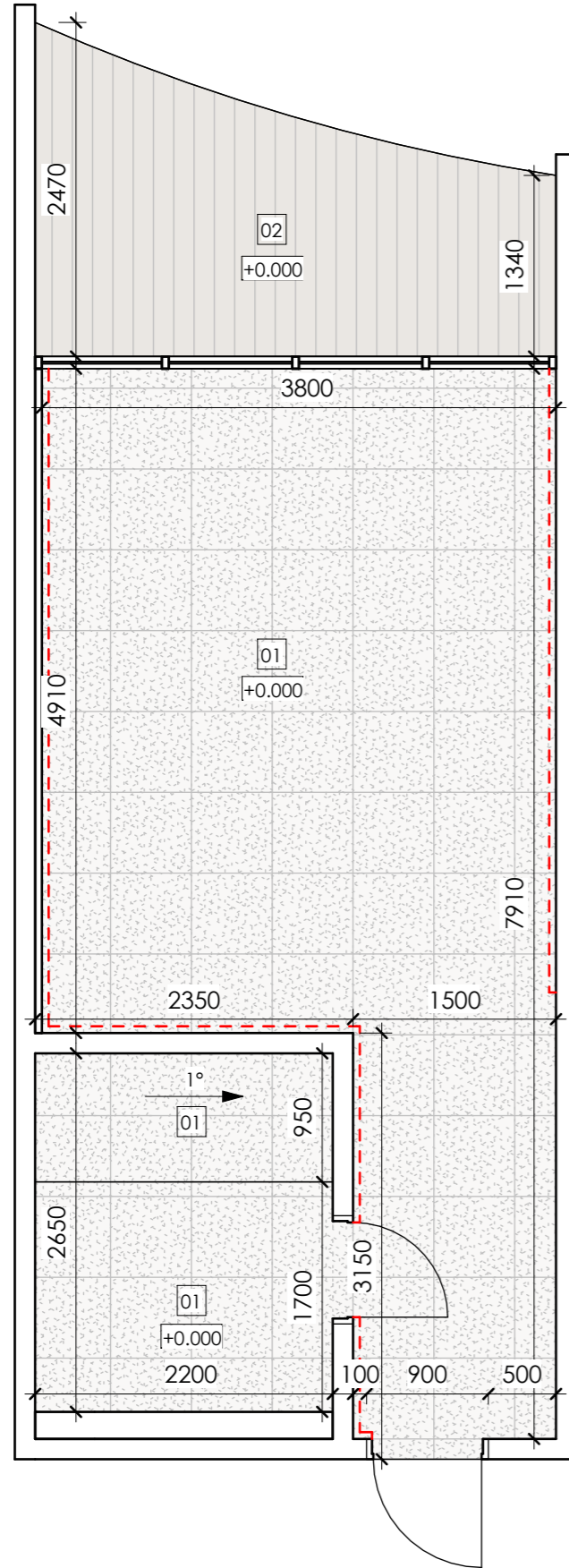
Sheet

A105

SNAAR

Floor finish

1 : 50



Floor Schedule						
Mark	Description	Material	Location	On the plan	Appearance	Area
01	Tile type 1 (grey)	Stoneware	Bathroom			5.8 m ²
01	Tile type 1 (grey)	Stoneware	Hallway/Living room/ Bedroom			23.7 m ²
02	Patio board (light wood)	Wood	Terrace			7.0 m ²
Total area:						36.5 m ²

Hidden skirting board Schedule		
Mark	Image	Length
SB-1		14 m

Legend :

--- Hidden skirting board

- Notes:
1. The area of materials is indicated without trimming and stock. Recommended stock amount - 15%
 2. Finishing materials are agreed separately with samples
 3. Floor joints should be made strictly under the bottom of the interior doors leaves
 4. Before laying the floor coverings, lay out dry and adjust the offset
 5. Dimensions are indicated without wall coverings
 6. Important! Dimensions are indicated for preliminary calculation, proceed with installation only after control measurements.

MELASTI ARCADE
Apartments Type A

Sheet name
Floor finish plan

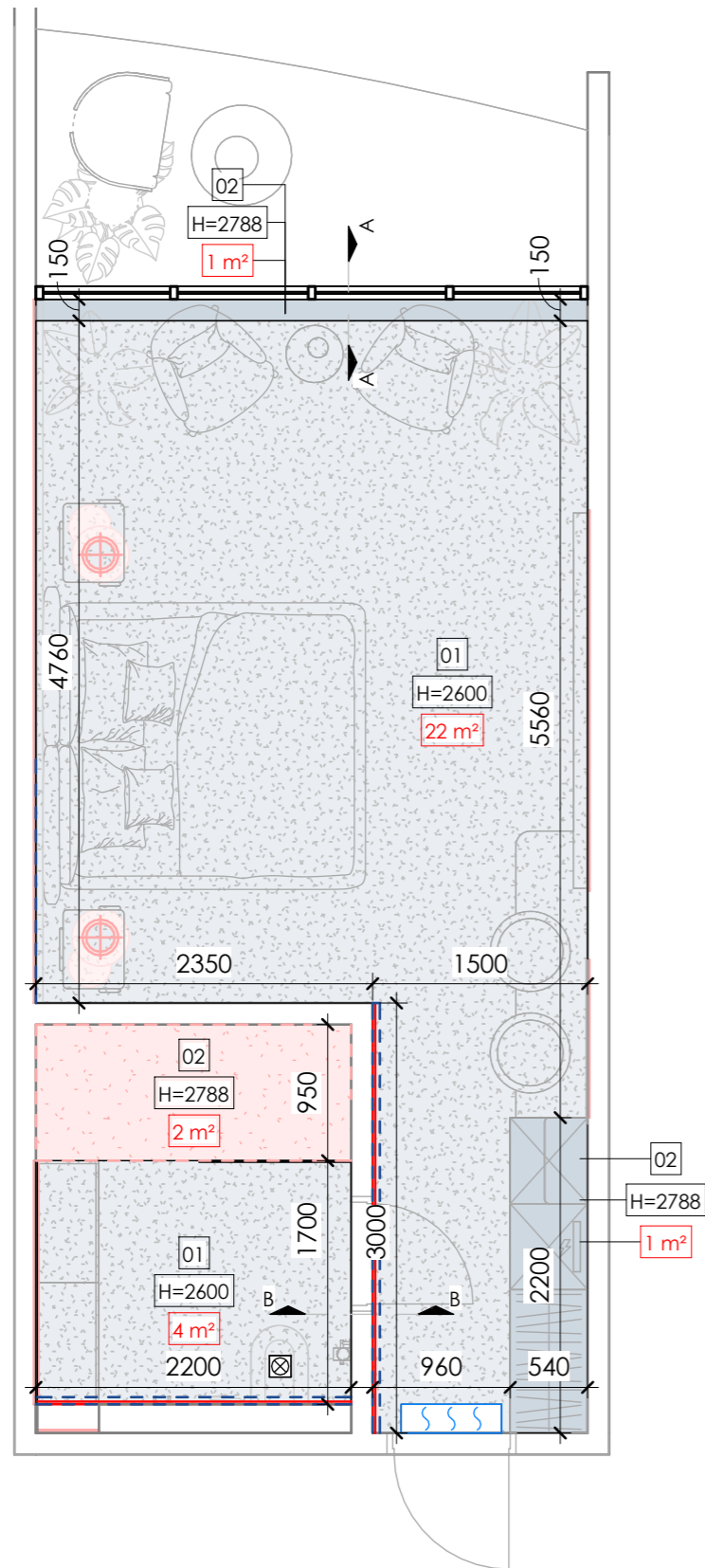
Scale
As indicated

Sheet
A106

SNAAR

Ceiling

1 : 50

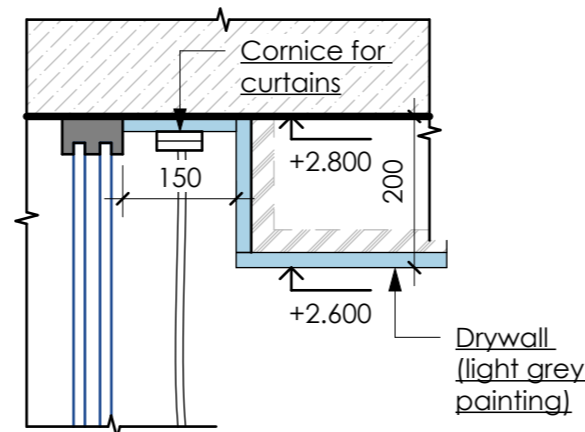


Ceiling Schedule				
Mark	On the plan	Description	Area	Finish
01		Suspended ceiling. 1 drywall sheet 12.5mm on metal frame	25 m ²	Plaster for painting
02		1 drywall sheet 12.5mm	4 m ²	Plaster for painting

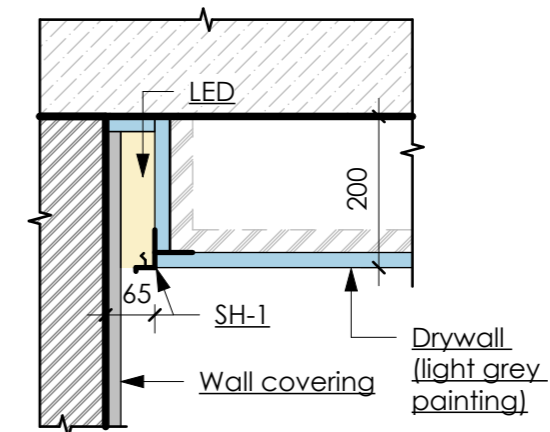
Total area: 29 m²

Shadow Seam Schedule			
Mark	Appearance	Description	Length
SH-1		Aluminium shadow seam profile for LED line	5,200 mm

Section A-A



Section B-B



Legend :

- Ceiling LED
- Shadow seam
- Ceiling height offset from level

Notes:
1. Ceiling covering - plaster, painting. Coordinate the color with samples on the object with the designer

2. Areas are indicated without calculation for pruning and stock. Recommended margin - 15%

3. Important! In the place intended for blinds, provide for a cornice, model, dimensions and bindings to agree

4. Dimensions are indicated without plaster and wall decoration

MELASTI ARCADE
Apartments Type A

Sheet name

Ceiling finish plan

Scale

As indicated

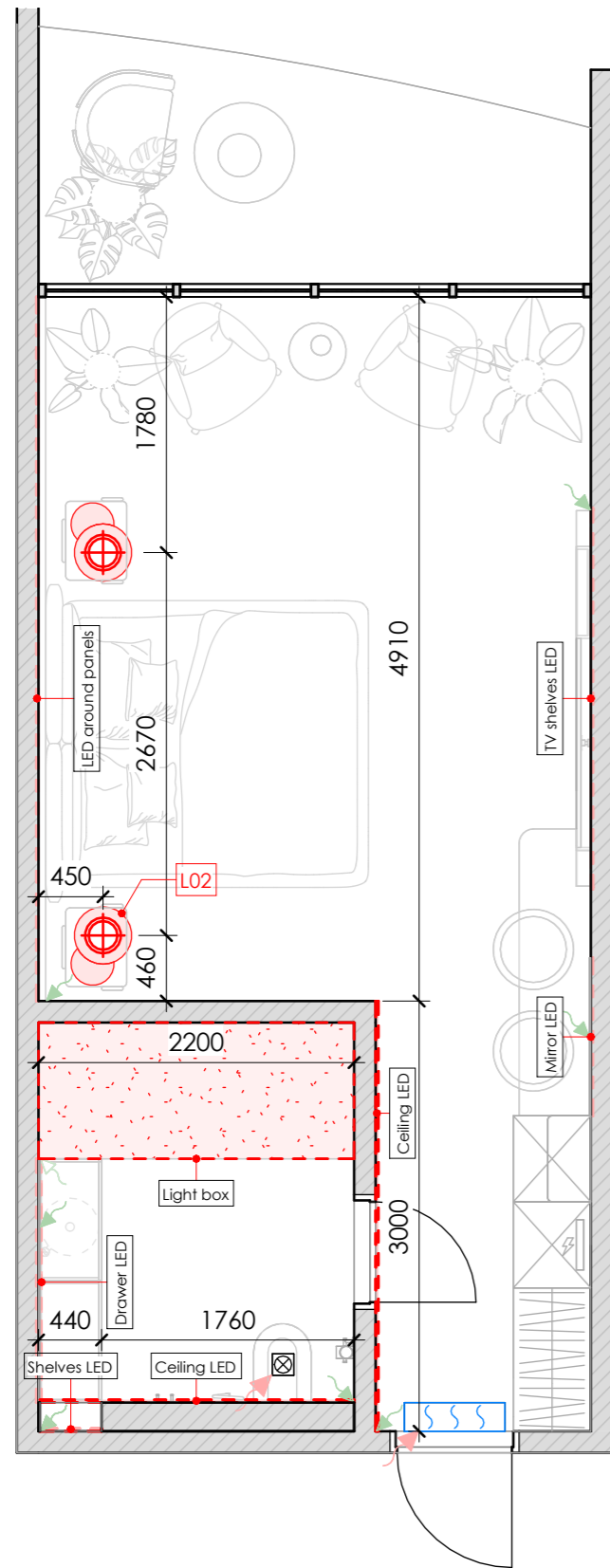
Sheet

A107

SNAAR

Lighting

1 : 50



Lighting Fixture Schedule

Description	Count	Symbol	Appearance
Light box	1		
Pendant light	2		

Grand total: 3

LED line Schedule

Mark	Length
LED1	25,077 mm

Legend :

LED line

220V wire output for LED line connection

12V wire output for LED line connection

Notes:
1. Binding to lighting equipment is indicated in the center of the device

2. Information about the heights of the lights and electrical outlets is on the "Wall elevations"

3. The lengths are indicated without a margin

4. The plan is considered together with the sheets "Ceiling finish plan", "Lighting groups plan"

5. Dimensions marked with a "*" are for approximate placement of the floor lamp elements. See the "wall elevation" sheet for clarification

MELASTI ARCADE
Apartments Type A

Sheet name

Lighting plan

Scale

As indicated

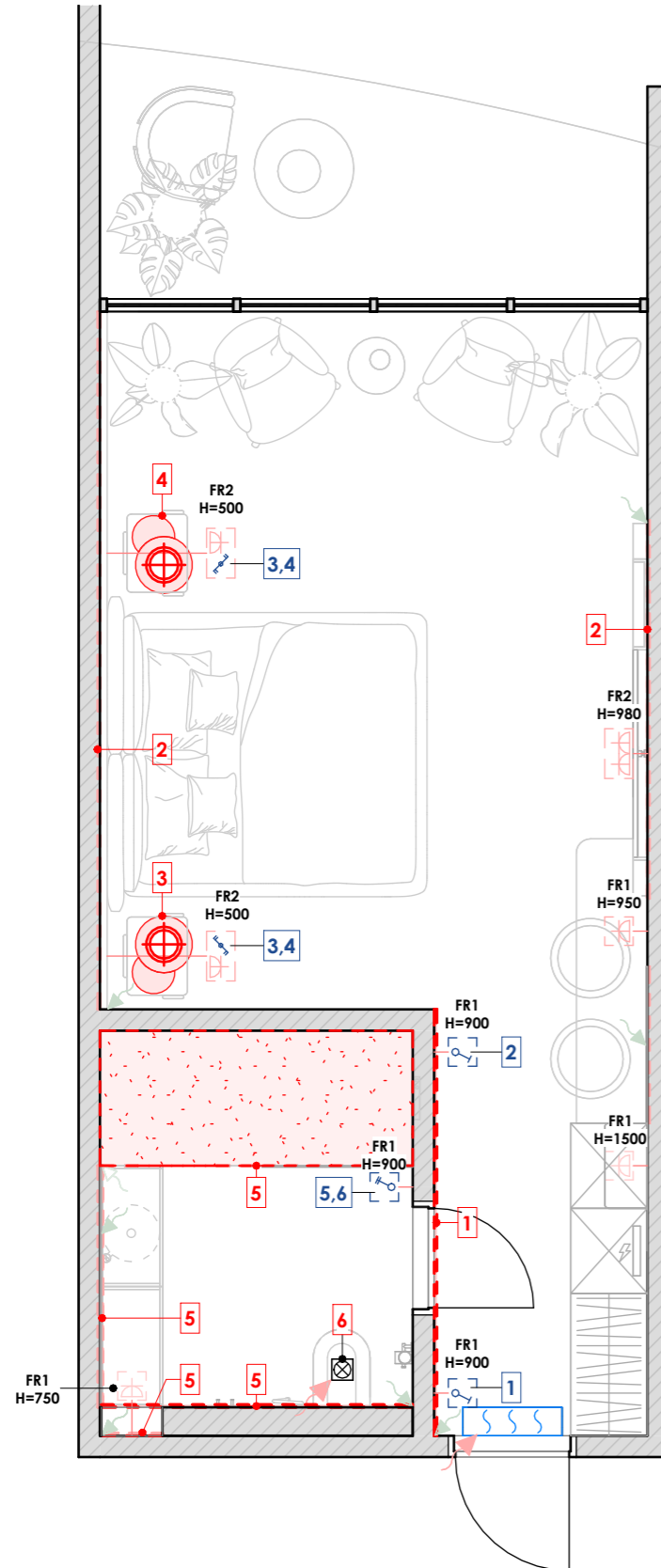
Sheet

A108

SNAAR

Light groups

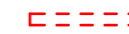


1 : 50



Electrical Frame Schedule			
Mark	Count	Description	Installation type
FR1	6	Frame 1-post	Wall mounted
FR2	3	Frame 2-post	Wall mounted
Total:	9		

Notes:
 1. The size is specified to the center of the element (both in height and in width)
 2. Read the diagram along with 'Lighting groups plan', and 'Electrical specification'

Legend :

-  LED line
-  220V wire output for LED line connection
-  12V wire output for LED line connection

MELASTI ARCADE
 Apartments Type A

Sheet name
 Lighting groups plan

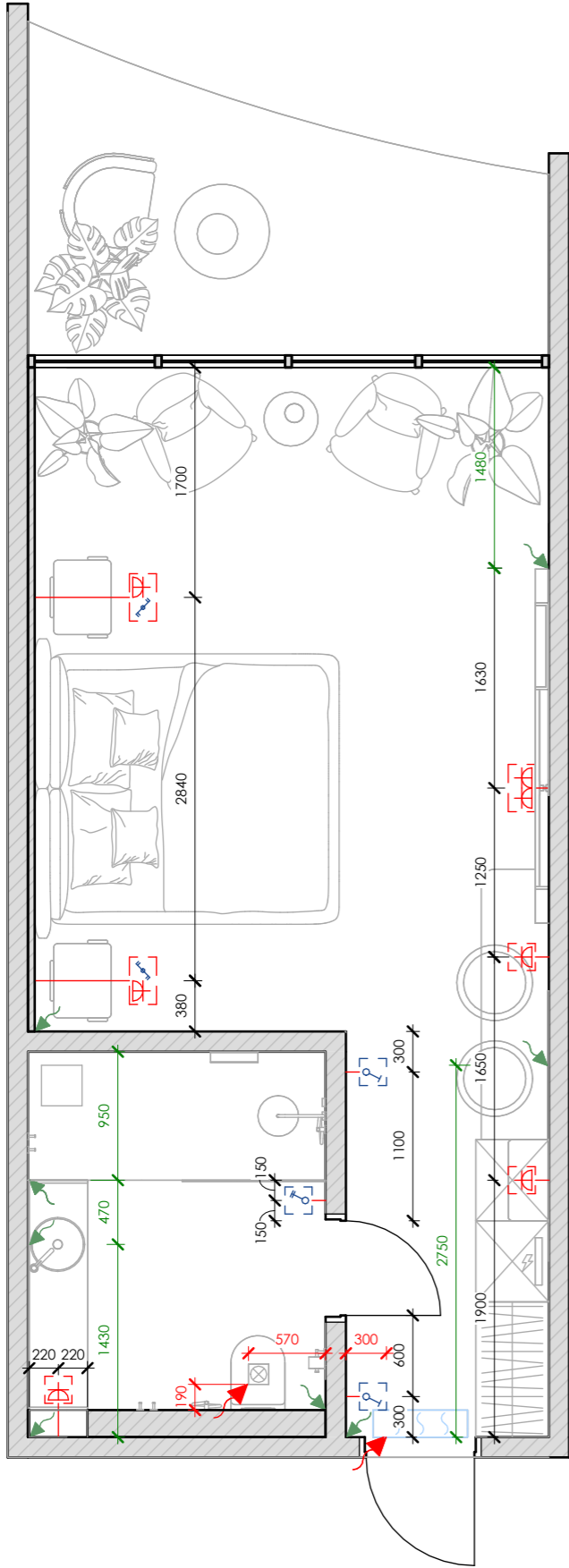
Scale
 As indicated

Sheet
 A109

SNAAR

Sockets & electrical output

1 : 50



Socket/ Switch/ Output Schedule

Symbol	Count	Description
	2	One-key switch
	1	Two-key switch
	2	Two-key through switch
	11	12V Output
	7	220V Socket
	2	220V Output

Total: 25

Notes:
1. The size is specified to the center of the element (both in height and in width)

2. Read the diagram along with 'Lighting groups plan', and 'Electrical specification'

MELASTI ARCADE
Apartments Type A

Sheet name
Sockets & electrical
output layout

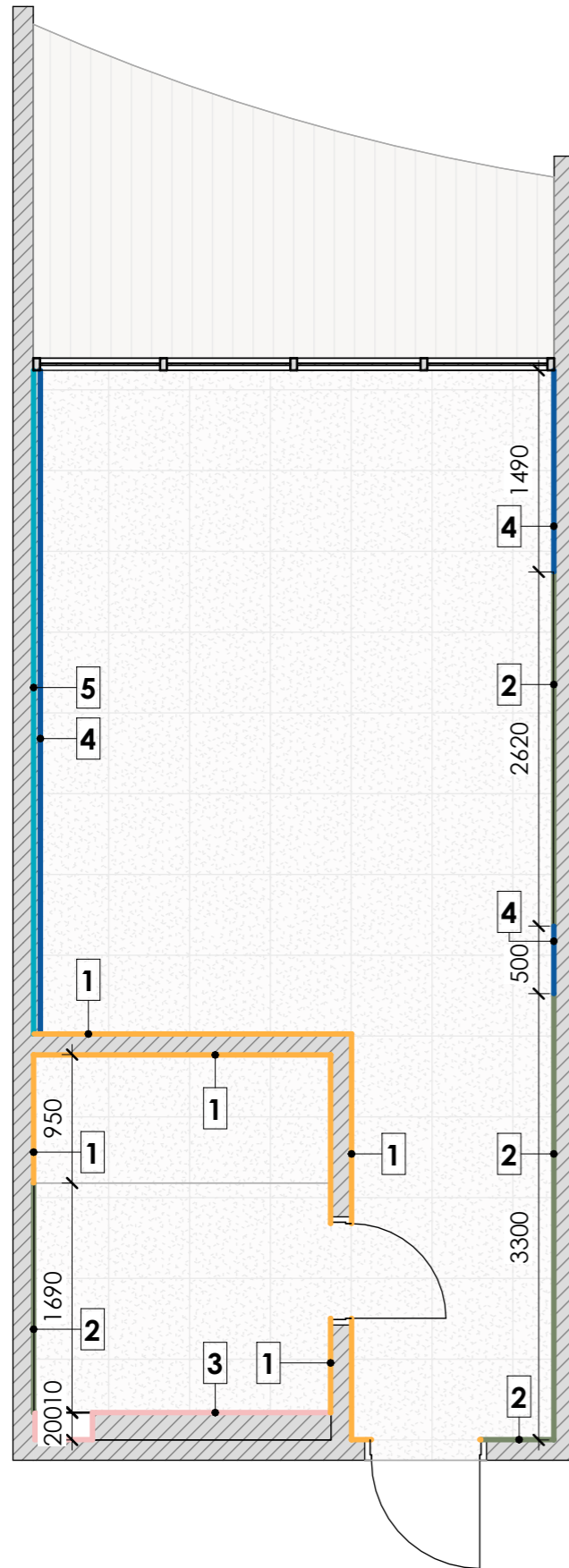
Scale
1 : 50

Sheet
A110

SNAAR

Wall finish

1 : 50



Wall Finish Schedule

Mark	Description	On the plan	Pattern	Visualization	Area
1	Decorative plaster (grey)				28 m ²
2	Plaster without finishing (behind furniture)				17 m ²
3	Tile type 2 (wood imitation)				6 m ²
4	MDi panel (marble imitation)				19 m ²
5	MDF panel (light wood with seams)				2 m ²

Notes:
1. All sizes are specified on site

2. Inform the architect about all discrepancies

3. Check the sheet with the wall markings

MELASTI ARCADE
Apartments Type A

Sheet name

Wall finish plan

Scale

1 : 50


Sheet

A112

SNAAR

Marking

1 : 50



Notes:
1. Check the sheet with the wall markings

MELASTI ARCADE
Apartments Type A

Sheet name

Marking plan

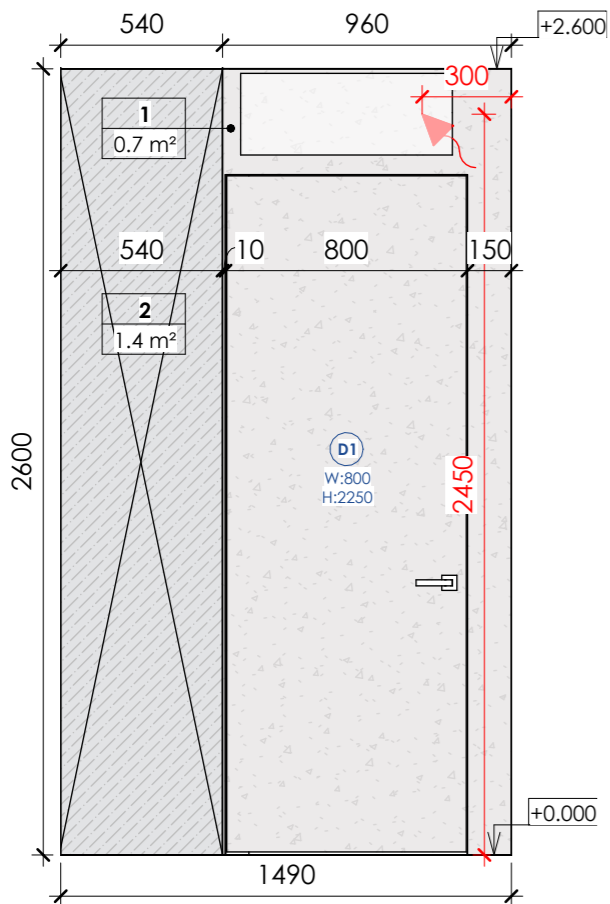
Scale

1 : 50

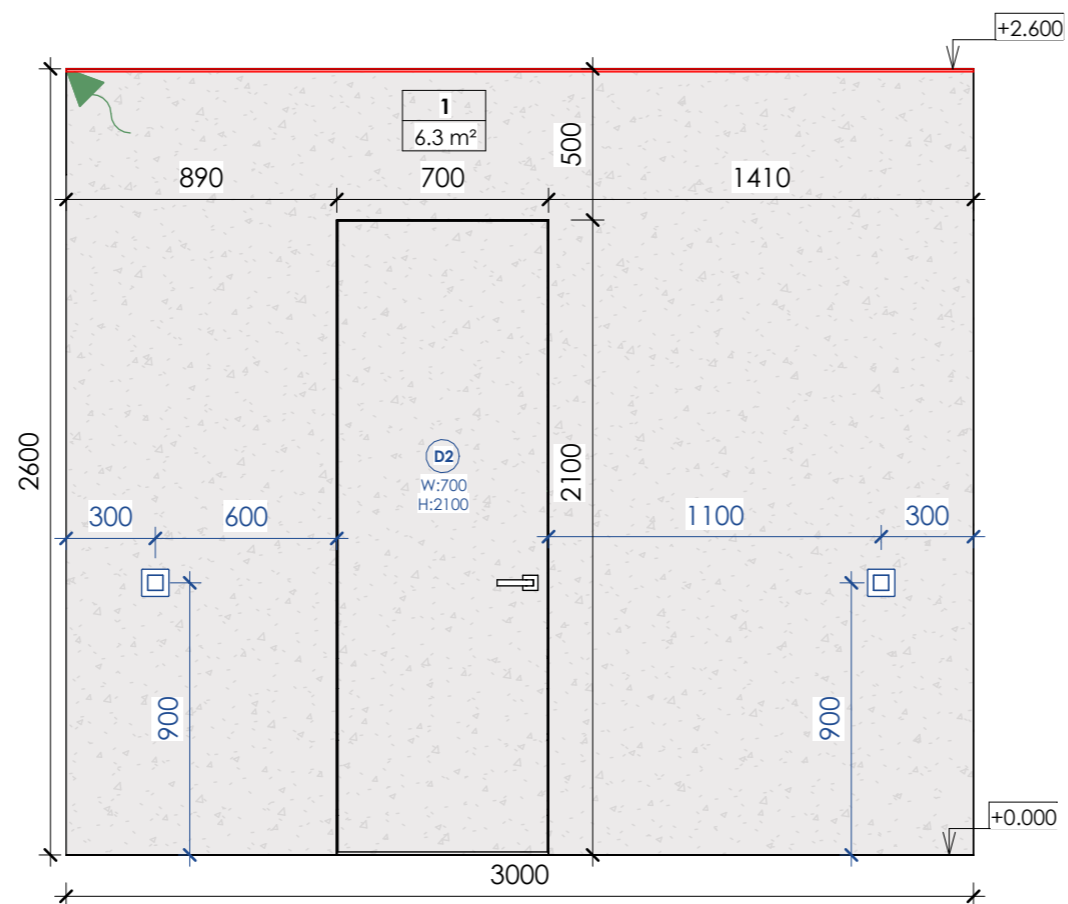
Sheet

A113


SNAAR



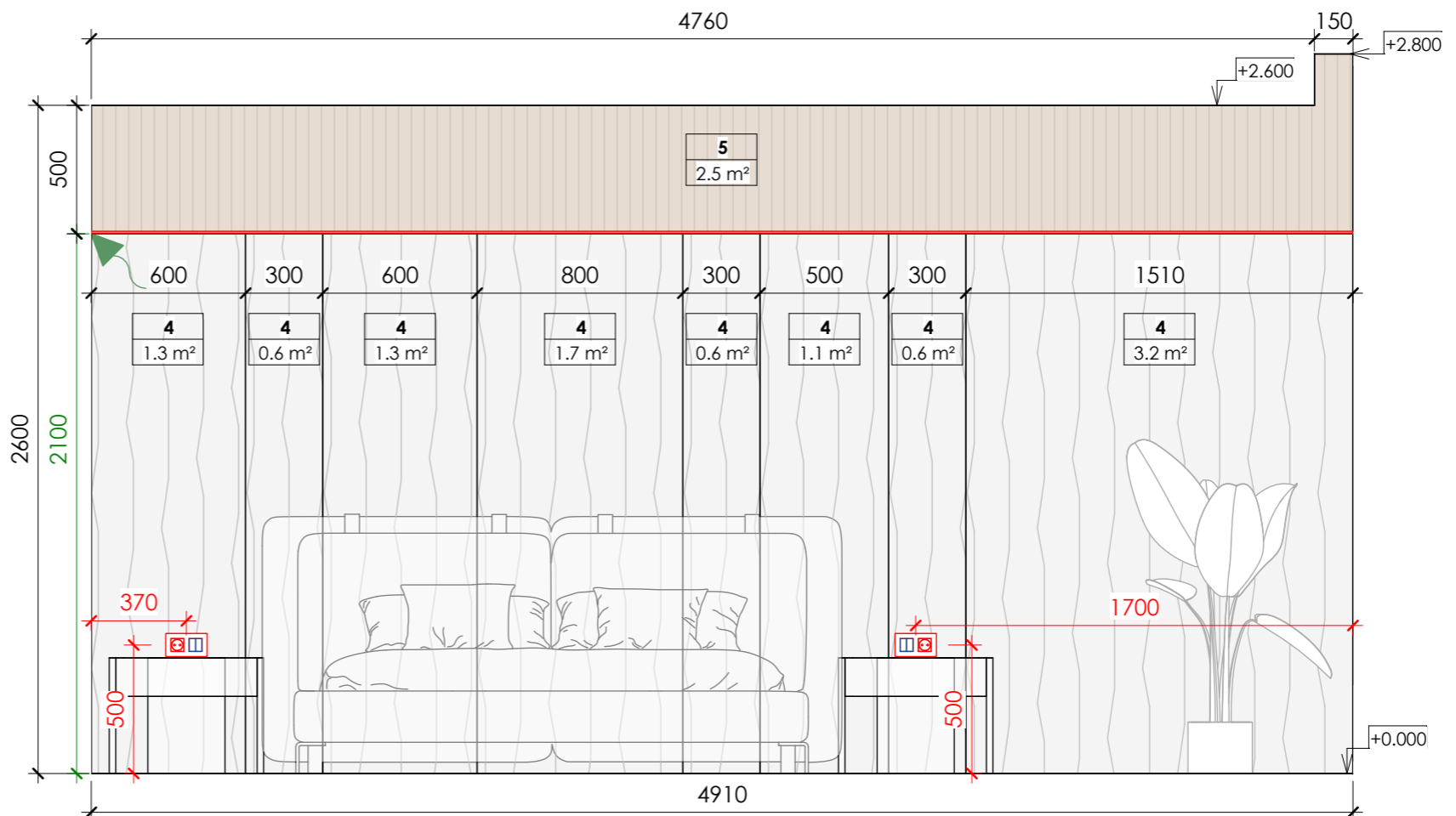
1-2



2-3



3-4



4-5

General Wall Finish Schedule

Mark	Finish	Pattern	Total area
1	Decorative plaster (grey)		28 m²
2	Plaster without finishing (behind furniture)		17 m²
3	Tile type 2 (wood imitation)		6 m²
4	MDi panel (marble imitation)		19 m²
5	MDF panel (light wood with seams)		2 m²

Notes:
 1. All dimensions are to be specified on the spot
 2. Notify the architect of all discrepancies

Legend :

- LED line
- 220V wire output for LED
- 12V wire output for LED
- One-key switch
- Two-key switch
- Two-key through switch
- 220V socket

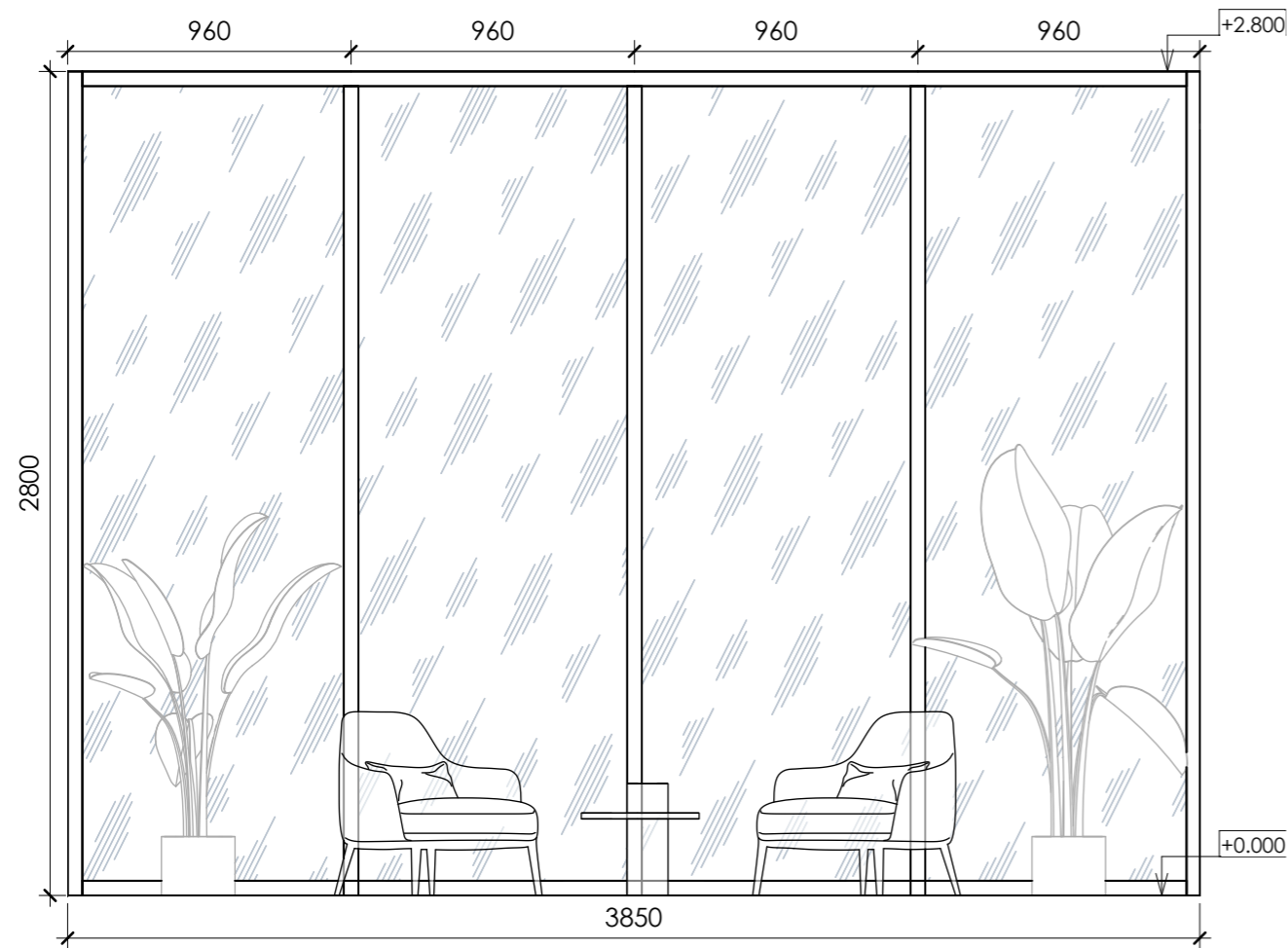
MELASTI ARCADE
 Apartments Type A

Sheet name
 Wall elevations

Scale
 As indicated

Sheet
 A114

SNAAR



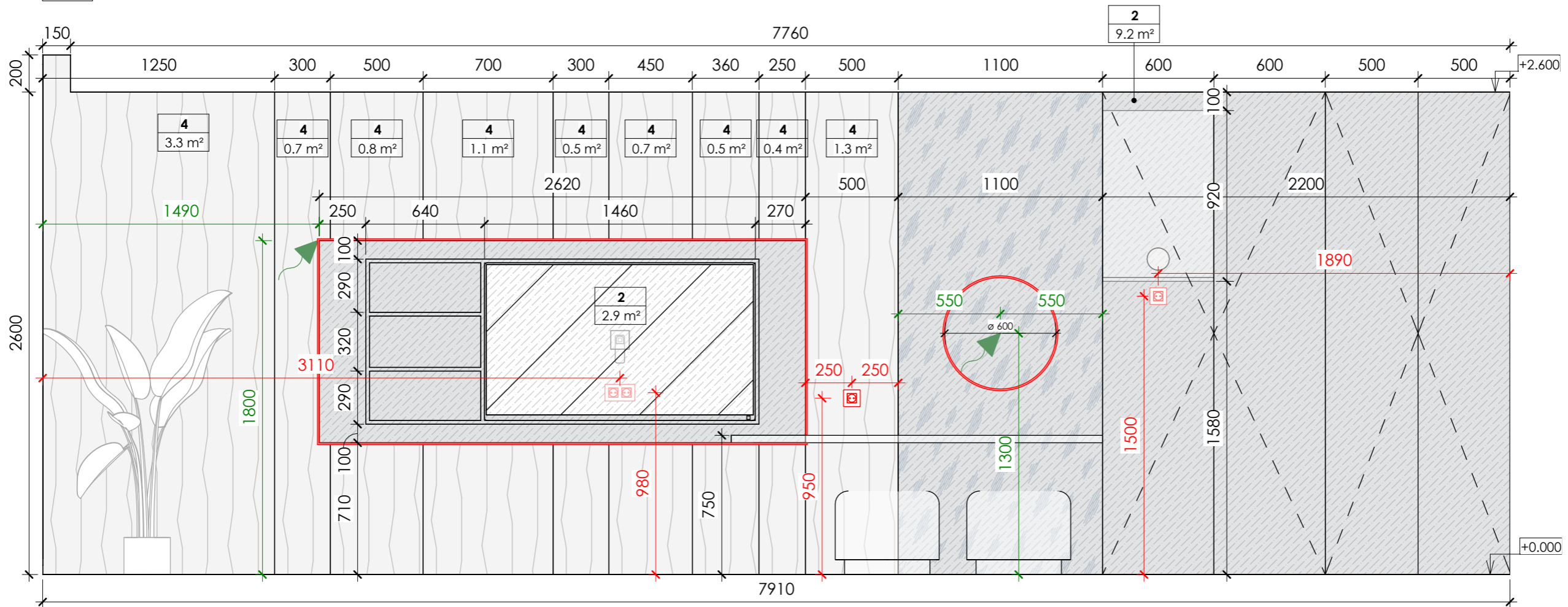
5-6

General Wall Finish Schedule			
Mark	Finish	Pattern	Total area
1	Decorative plaster (grey)		28 m ²
2	Plaster without finishing (behind furniture)		17 m ²
3	Tile type 2 (wood imitation)		6 m ²
4	MDi panel (marble imitation)		19 m ²
5	MDF panel (light wood with seams)		2 m ²

Notes:
 1. All dimensions are to be specified on the spot
 2. Notify the architect of all discrepancies

Legend :

- LED line
- 220V wire output for LED
- 12V wire output for LED
- One-key switch
- Two-key switch
- Two-key through switch
- 220V socket



6-1

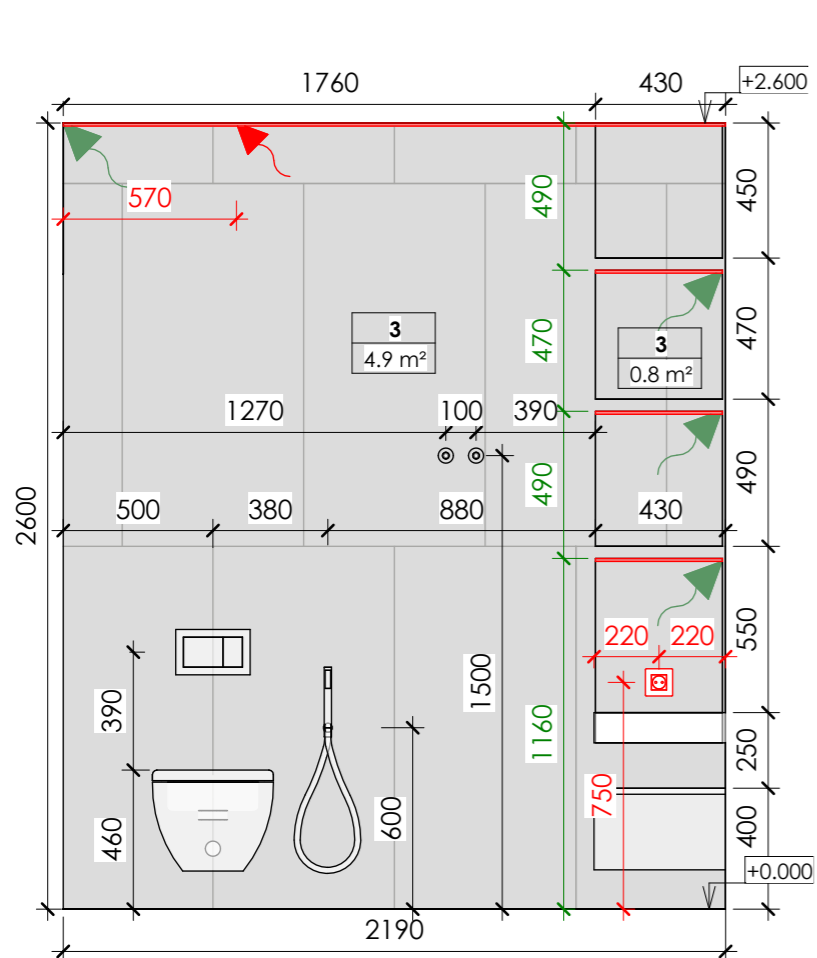
MELASTI ARCADE
 Apartments Type A

Sheet name
 Wall elevations

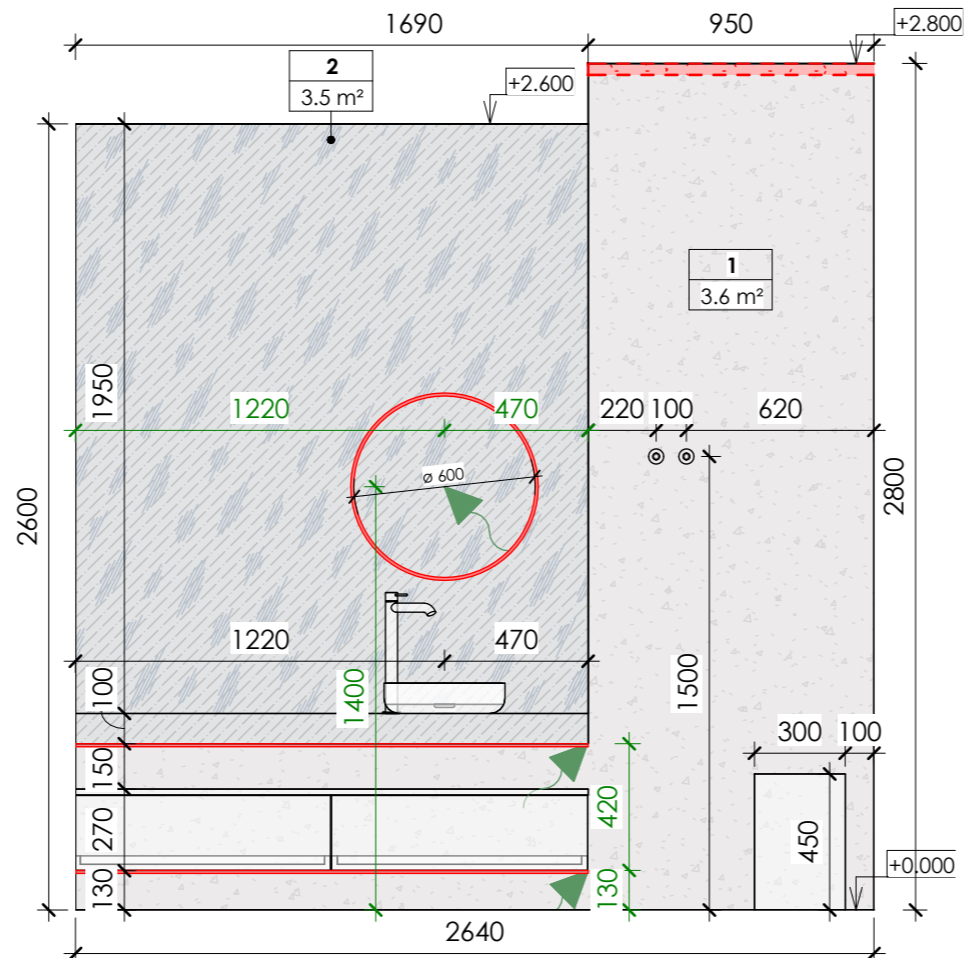
Scale
 As indicated

Sheet
 A115

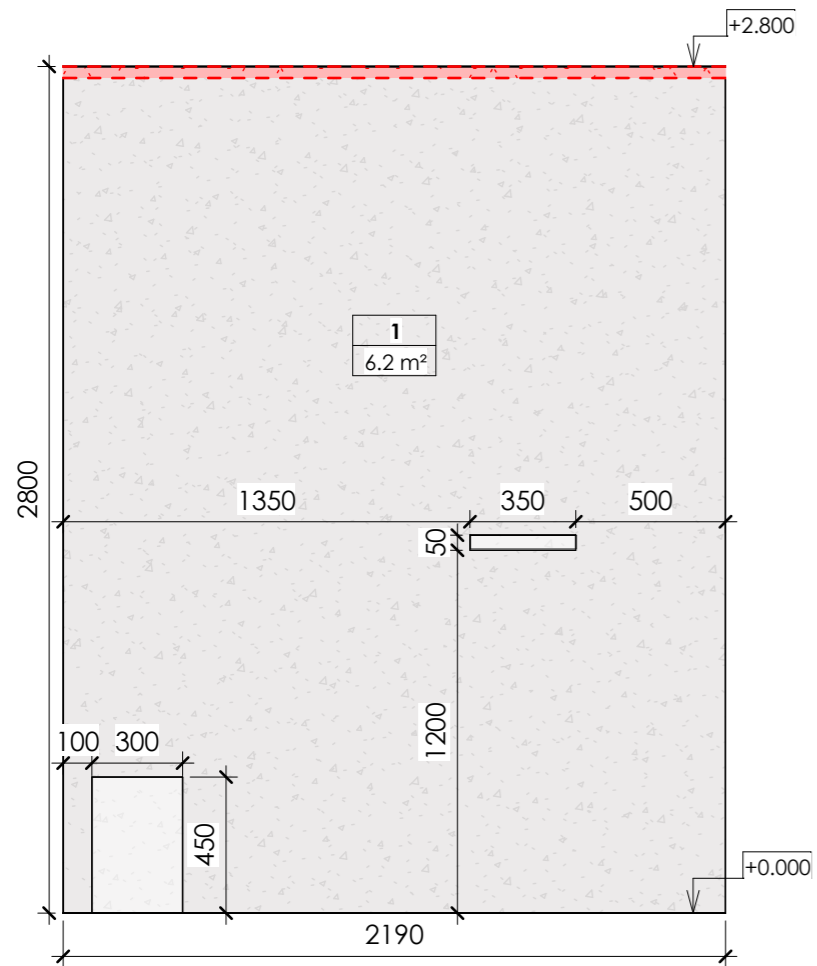
SNAAR



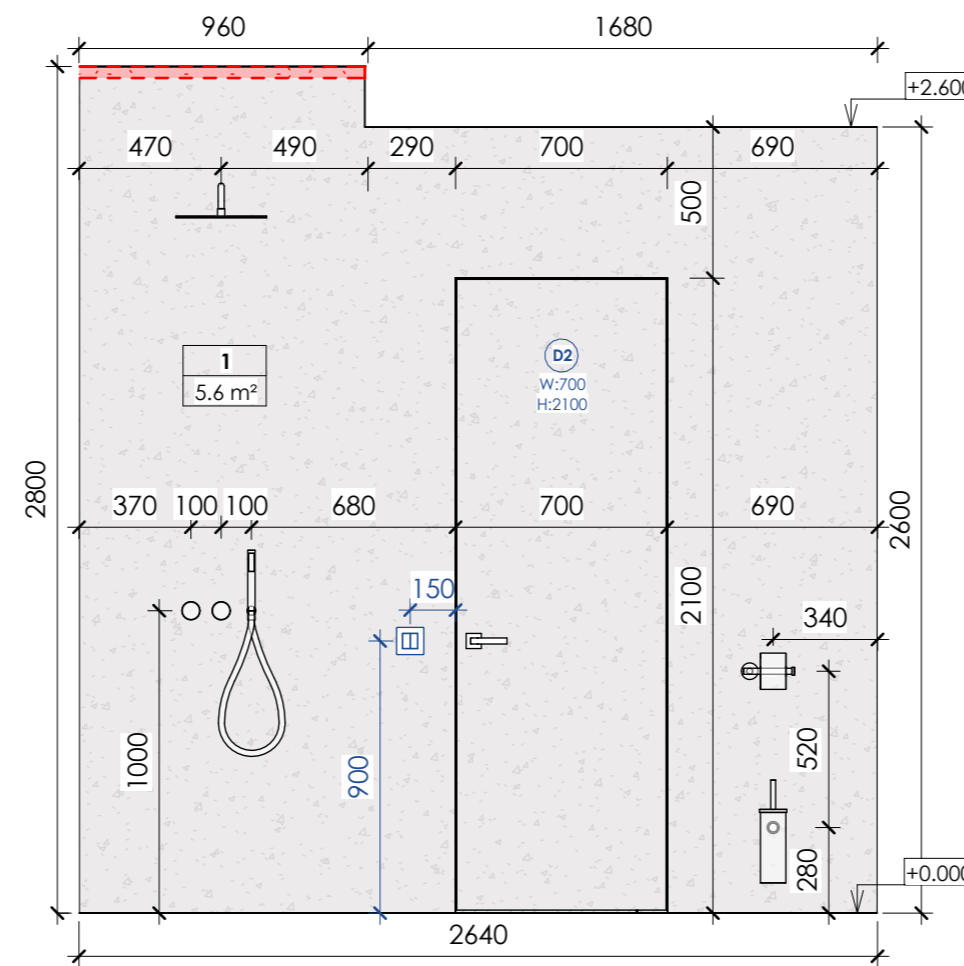
7-8



8-9



9-10



10-7

General Wall Finish Schedule			
Mark	Finish	Pattern	Total area
1	Decorative plaster (grey)		28 m ²
2	Plaster without finishing (behind furniture)		17 m ²
3	Tile type 2 (wood imitation)		6 m ²
4	MDi panel (marble imitation)		19 m ²
5	MDF panel (light wood with seams)		2 m ²

Notes:
 1. All dimensions are to be specified on the spot
 2. Notify the architect of all discrepancies

Legend :

- LED line
- 220V wire output for LED
- 12V wire output for LED
- One-key switch
- Two-key switch
- Two-key through switch
- 220V socket

MELASTI ARCADE
 Apartments Type A

Sheet name

Wall elevations

Scale








As indicated

Sheet

A116

SNAAR

Material Takeoff

Material Name	Image	Manufacturer	Notes	Product Link	Area
Decorative plaster (grey)		CERESIT	CT 35 MAJORCA 1MJ1	https://ceresit.ua/ru/catalog/uteplennya-fasadiv/ceresit-ct-35.html	28 m ²
Glass, type 1		Local market			6 m ²
MDF panel (light wood with seams)		Egger	H1367 ST40 Light Natural Casella Oak	https://www.egger.com/en/furniture-interior-design/decors/H1367_40?	2 m ²
MDi panel (marble imitation)		INALCO	BRAZZA	https://www.inalco.global/en/mdi-collections/brazza	19 m ²
Mirror, type 1		Local market			12 m ²
Patio board (light wood)		Local market			7 m ²
Plaster for painting		Local market	RAL 9010		29 m ²
Plaster without finishing (behind furniture)		Local market	RAL 9003		17 m ²
Tile, type 1 (grey)		Urbatek Xtone Bottega Porcelanosa	600x600mm	https://mascompany.com.ua/product/keramicheskaya-shirokoformatnaya-plita-xtone-bottega-acero/	29 m ²
Tile, type 2 (wood imitation)		Atlas Concorde Entice Copper Oak Natural	1200x600mm	https://www.atlasconcorde.com/en/ac-collection/entice	6 m ²

MELASTI ARCADE
Apartments Type A

Sheet name
Specifications

Scale











Sheet
A117

SNAAR

Lighting Fixture Specification

Symbol	Product Name	Manufacturer	Product Code	Product Photo	Product Link	Count
	LED	Philips	Philips Hue LightStrips Plus		https://www.philips-hue.com/en-us/p/hue-white-and-color-ambi	14
	Pendant light, type 1	Henge	Superb-All		https://www.henge07.com/products/lighting/fiberglass-spherical-pendant-light-superb-all/	2
	Light box	Local market				1

Electrical Specification

Symbol	Product Name	Manufacturer	Product Code	Product Photo	Product Link	Count
	Frame 1-post	Schneider Electric	EPH5800171		https://elektronik.kiev.ua/index.php/shop/rostki-i-vik-2/rozetki-i-vik-schneider/schnaider-asfora/asfora-ant ratsit/ramka-schneider-shnajder-asfora-plus-1-post-gorizontalnaya-anratsit	6
	Frame 2-post	Schneider Electric	EPH5800271		https://elektronik.kiev.ua/index.php/shop/rostki-i-vik-2/rozetki-i-vik-schneider/schnaider-asfora/asfora-ant ratsit/ramka-schneider-shnajder-asfora-plus-2-postovaya-gorizontalnaya-anratsit	3
	Two-key through switch	Schneider Electric	EPH0300171		https://elektronik.kiev.ua/index.php/shop/rostki-i-vik-2/rozetki-i-vik-schneider/schnaider-asfora/asfora-ant ratsit/pereklyu chatel-schneider-shnajder-asfora-plus-2-klavishnyj-prokhdnoj-anratsit	2
	220V Socket	Schneider Electric	EPH2900171		https://elektronik.kiev.ua/index.php/shop/rostki-i-vik-2/rozetki-i-vik-schneider/schnaider-asfora/asfora-ant ratsit/rozetka-schneider-shnajder-asfora-plus-s-zazemleniem-anratsit	7
	Two-key switch	Schneider Electric	EPH0300171		https://elektronik.kiev.ua/index.php/shop/rostki-i-vik-2/rozetki-i-vik-schneider/schnaider-asfora/asfora-ant ratsit/pereklyu chatel-schneider-shnajder-asfora-plus-2-klavishnyj-prokhdnoj-anratsit	1
	One-key switch	Schneider Electric	EPH0100171		https://elektronik.kiev.ua/index.php/shop/rostki-i-vik-2/rozetki-i-vik-schneider/schnaider-asfora/asfora-ant ratsit/vyklyuch atel-schneider-shnajder-asfora-plus-1-klavishnyj-anratsit	2

MELASTI ARCADE
Apartments Type A

Sheet name











Specifications

Scale

Sheet
A118

SNAAR

General Specification

Product Name	Manufacturer	Product Code	Dimensions	Product Photo	Product Link	Count
Air conditioner	LG	LG PC24SQ	W: 820 D: 200 H: 270mm		https://www.lg.com/ua/aircon/lg-pc24sq	1
Armchair	Poliform	JANE LARGE	W: 720* D: 850* H: 400*mm		https://www.poliform.it/en/products/jane-large/	2
Bed	Minotti	Tatlin "Soft"	W: 2000 L: 2250 H: 300*mm		https://www.minotti.com/en/tatlin-soft	1
Bedside table	Cattelanitalia	Julian	W: 550 D: 430 H: 450mm		https://www.cattelanitalia.com/ru/products/1589E955-F05D-420C-9AF1-5EF70BCC6138	2
Boiler	Bosch	Tronic 3500	W: 600 D: 300 H: 920mm		https://bosch-centre.com.ua/ploskyi-elektrychnyi-boiler-bosch-tronic-3500-tr3501-100-ebp-7736507294	1
Coffee table, type 1	Gallotti&Radice	Haumea	D(W): 400* H: 280mm		https://www.rolf-benz.com/en_OC/furniture/coffee-tables/940	1
Coffee table, type 2	Molteni	Louisa	D(W): 700* H: 280mm		https://www.molteni.it/en/product/louisa	1
Exhaust fan	Ergovent	Rondo	Diameter: 150mm		https://www.ergovent.co.uk/	1
Faucet	Aliceceramica	22440101	H: 360*mm		https://www.aliceceramica.com/en/collezioni/form-washbasin-oval-60x35-h15/	1
Glass panel	Custom		W: 1060 H: 2600mm			1

MELASTI ARCADE
Apartments Type A

Sheet name













Specifications

Scale

Sheet
A119

SNAAR

General Specification

Product Name	Manufacturer	Product Code	Dimensions	Product Photo	Product Link	Count
Hygienic shower	Gessi	Gessi 316 Set Douche	Connection diameter: 60mm		https://dwellistore.fr/gessi-316-ensemble-douche-54023.html?srsId=AfmBOoqAy2_yHcq2LuLdhdBeNtinHxQDVy58sAwRgPhgrtyyD0mN-PwdP8	2
Mirror, type 1	Custom		W: 1100 H: 2600mm			1
Mirror, type 2	Custom		W: 1680 H: 1950mm			1
Mixer	Gessi	Gessi316 54019299	Diameter: 60mm		https://budcamp.com.ua/products/zmishuvach-dlya-vanni-gessi-gessi316-54019299	2
Outdoor armchair	Minotti	Halley "Outdoor"	D(W): 690* H: 680mm		https://www.minotti.com/en/halley-outdoor_2	1
Poof	Porada	Smile	D(W): 600* H: 450mm		https://www.porada.it/ru/%D0%B8%D0%B7%D0%B4%D0%B5%D0%BB%D0%B8%D0%B5/smile/	2
Shower head	Gessi	Gessi316 (54148-239)	Diameter: 300mm		https://home-fashion.com.ua/verkhniy-dush-gessi-316-shower-54148-239/	1
Sink	AliceCeramica	22440101	D(W): 400* H: 200mm		https://www.aliceceramica.com/en/collezioni/form-washbasin-oval-60x35-h15/	1
Toilet	NIC	VASO SOSPESO SEMPLICE RIMLESS cod. 003 699	W: 400 D: 550 H: 330mm		https://www.nicdesign.it/it/arredo-bagno/sanitari-wc-bidet/wc-e-bidet-sospesi/semplice-wc-e-bidet-sospesi_18.htm	1
Toilet end table	Custom		W: 300 D: 300 H: 450mm			1
TV 65"	LG	65QNE80UQA	Diagonal 65"		https://www.lg.com/us/tvs/lg-65qned80uqa-qned-4k-tv	1
TV cabinet	Custom		W: 2620 D: 100 H: 1090mm			1

MELASTI ARCADE
Apartments Type A

Sheet name
Specifications

Scale

Sheet
A120

SNAAR