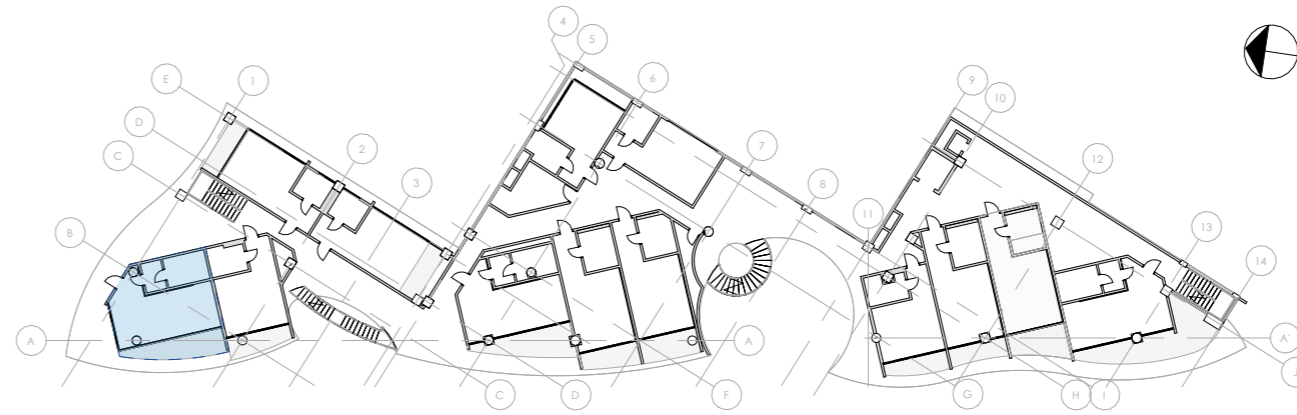


## List of working drawings

Sheet Number	Sheet Name
A100	Project Information
A101	Construction plan
A102	Installation plan
A103	Measurement plan
A104	Furniture layout
A105	Plumbing plan
A106	Floor finish plan
A107	Ceiling finish plan
A108	Lighting plan
A109	Lighting groups plan
A110	Sockets & electrical output layout
A112	Wall finish plan
A113	Marking plan
A114	Wall elevations
A115	Wall elevations
A116	Wall elevations
A117	Wall elevations
A120	Specifications
A121	Specifications
A122	Specifications
A123	Specifications



## Key Plan Type B.1

1 : 500

### Notes:

1. It is allowed to make changes to the Design project during the implementation process, subject to agreement with the architect.
2. The visualizations in this album are a conditional indicative image of the finished object and should be considered together with the drawings and equipment.
3. Non-standard structures, complex elements and structural units are developed by the relevant contractor on the basis of the technical specifications issued by the architect

MELASTI ARCADE  
Apartments Type B.1

### Sheet name

Project Information

### Scale

1 : 500

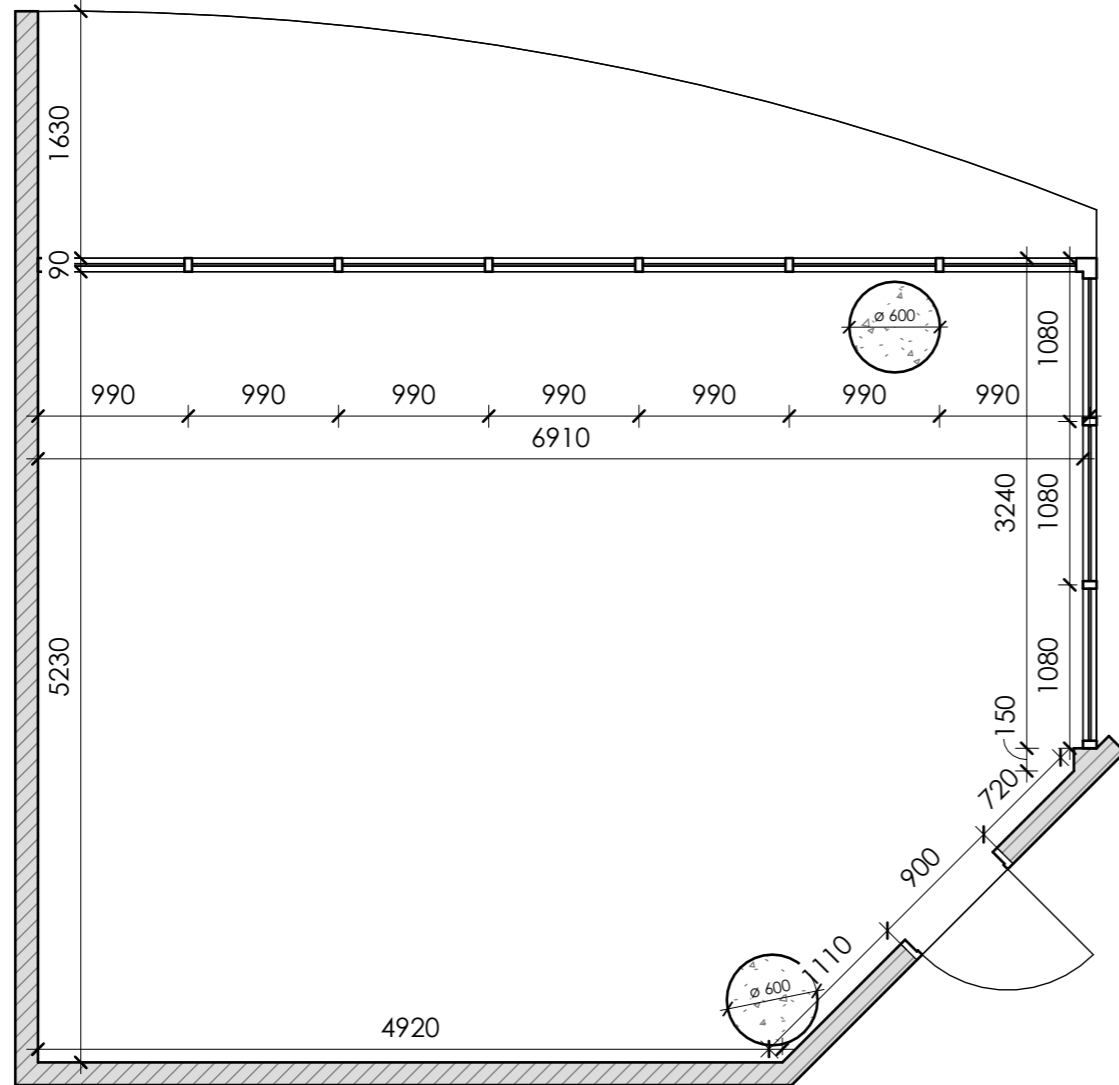
### Sheet

A100

**SNAAR**

# Construction

1 : 50



## Notes:

1. All dimensions are design. Before ordering, manufacturing, installation, it is imperative to perform actual measurements.
2. The color and texture of the materials are agreed only on real samples.
3. In case of changes in dimensions or position in space, coordinate with the project architect.

MELASTI ARCADE  
Apartments Type B.1

### Sheet name

Construction plan

### Scale

1 : 50

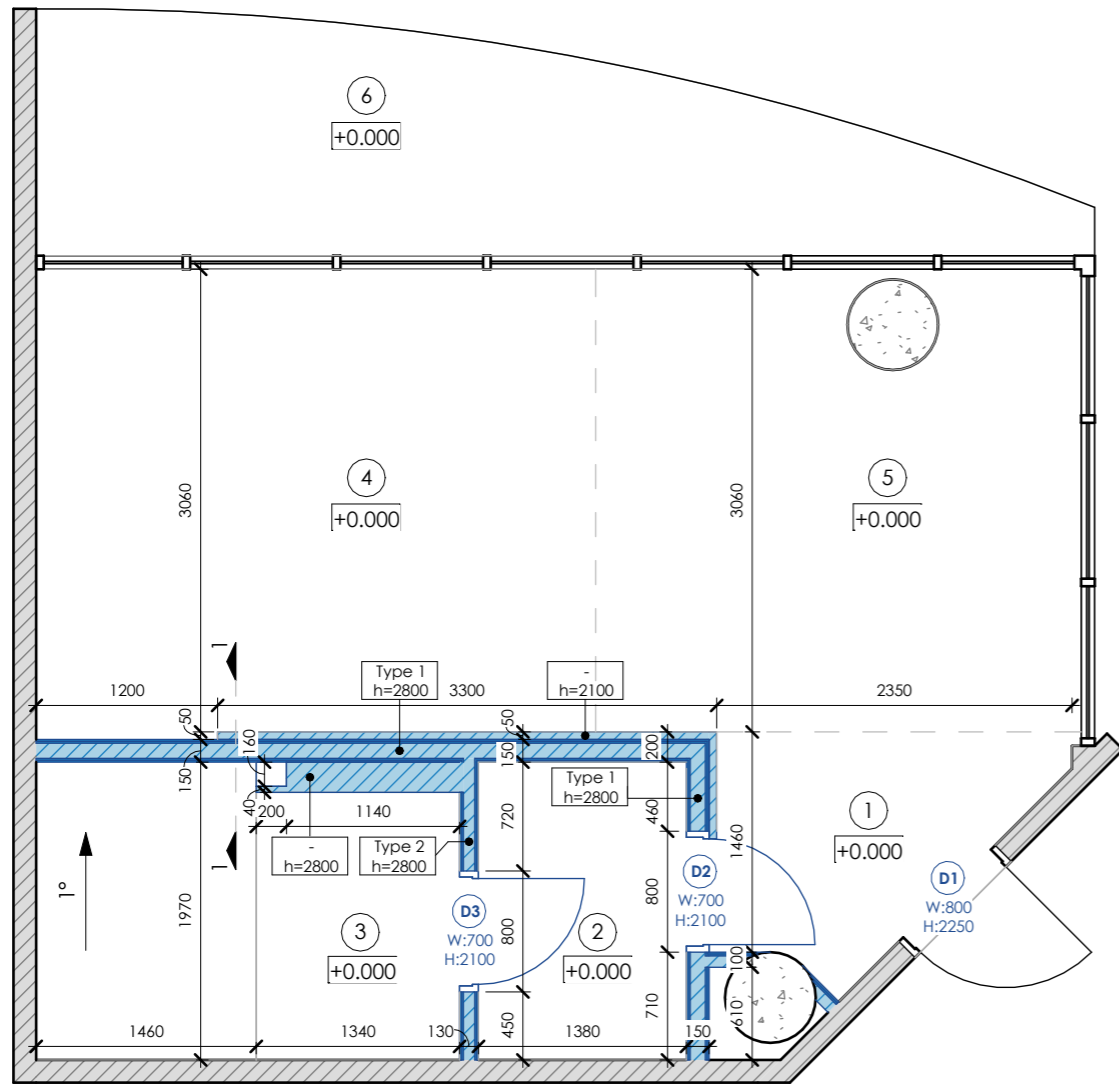
### Sheet

A101

**SNAAR**

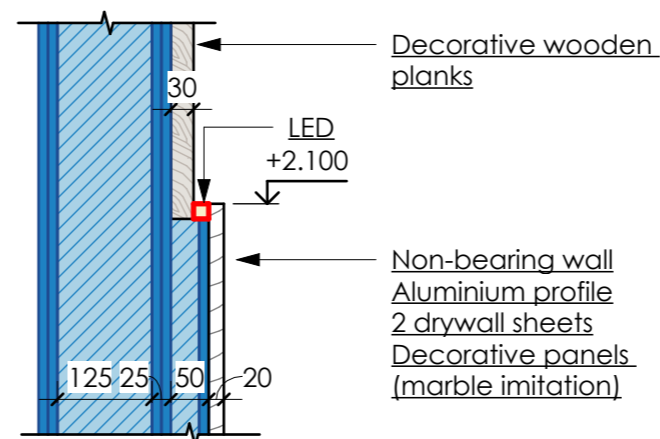
# Installation

1 : 50



Wall Schedule				
Mark	On the plan	Description	Thickness	Volume
Type 1		Aluminium profile 125mm - Drywall 12.5mm, 2 sheet, two sides	150 mm	2.47 m <sup>3</sup>
Type 2		Aluminium profile 75mm - Drywall 12.5mm, 2 sheet, two side	125 mm	0.50 m <sup>3</sup>
Type 3		Aluminium profile 75mm - Drywall 12.5mm, 2 sheet, one side	100 mm	0.19 m <sup>3</sup>

Door Schedule					
Mark	Count	Description	Opening type	Finish inside	Finish outside
D1	1	Concealed installation door 800x2250mm (clear canvas)	Right hand/outside	Decorative plaster (grey)	-
D2	1	Concealed installation door 700x2100mm (clear canvas)	Left hand/outside	MDF panel (light wood)	MDi panel (marble imitation)
D3	1	Concealed installation door 700x2100mm (clear canvas)	Right hand/outside	Decorative plaster (grey)	MDF panel (light wood)



**Section 1-1**

1 : 10

Room Schedule		
No	Name	Area
1	Hallway	2.5 m <sup>2</sup>
2	WIC	2.7 m <sup>2</sup>
3	Bathroom	5.2 m <sup>2</sup>
4	Bedroom	11.5 m <sup>2</sup>
5	Living room	10.0 m <sup>2</sup>
6	Terrace	8.8 m <sup>2</sup>
Total area:		40.7 m <sup>2</sup>

Notes:

1. All dimensions are design. Before ordering, manufacturing, installation, it is imperative to perform actual measurements.
2. The color and texture of the materials are agreed only on real samples.
3. In case of changes in dimensions or position in space, coordinate with the project architect.

MELASTI ARCADE  
Apartments Type B.1

Sheet name

Installation plan

Scale

As indicated

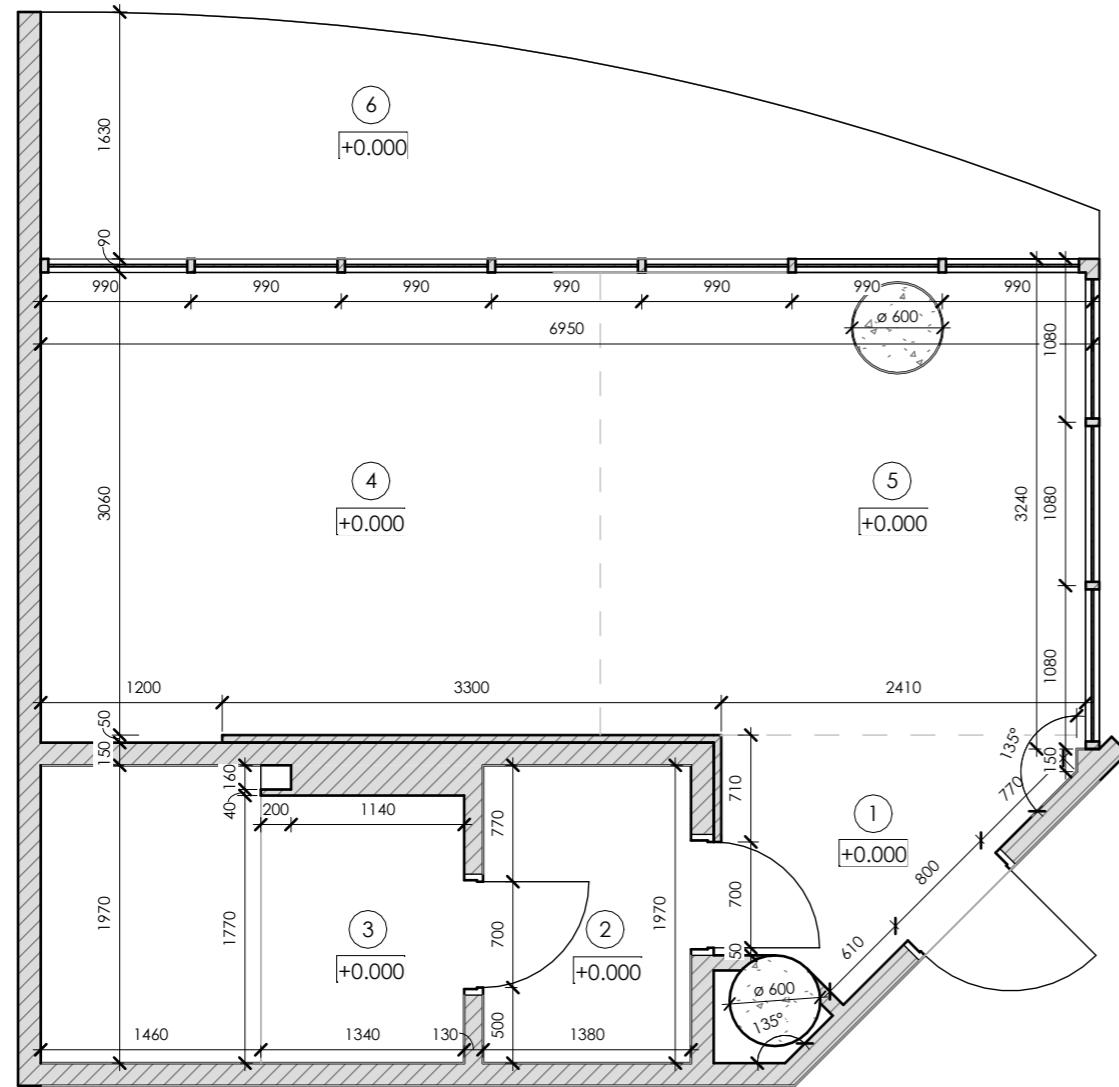
Sheet

A102

**SNAAR**

# Measurement

1 : 50



Notes:  
1. The contractor develops detailed drawings and coordinates the content and dimensions with the architect of the project.

2. All dimensions are design. Before ordering, manufacturing, installation of furniture, it is imperative to perform actual measurements.

3. The color and texture of the materials are agreed only on real samples.

4. In case of changes in dimensions or position in space, coordinate with the project architect.

MELASTI ARCADE  
Apartments Type B.1

Sheet name

Measurement plan

Scale  
1 : 50

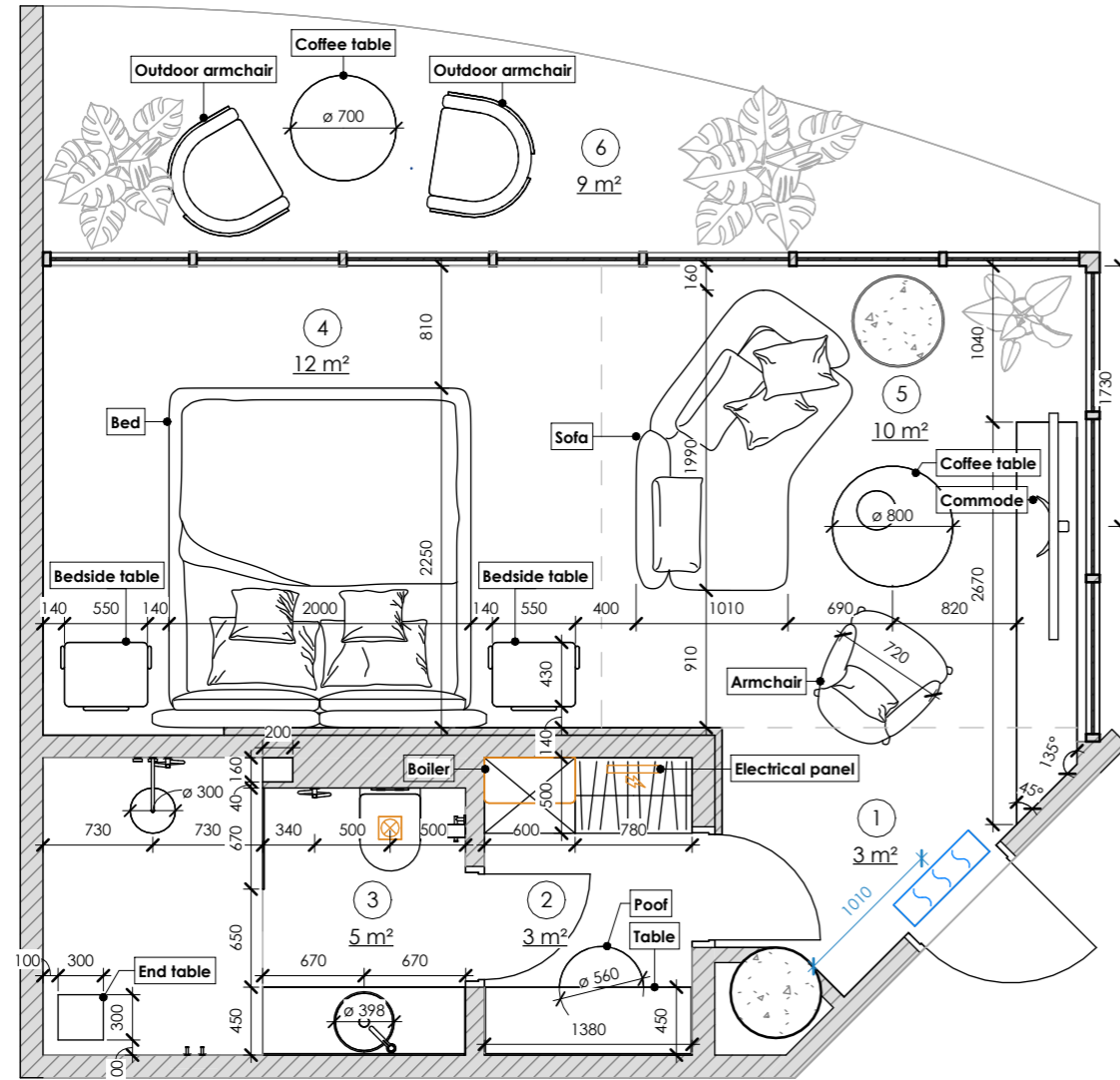
Sheet  
A103

**SNAAR**

Room Schedule		
Nº	Name	Area
1	Hallway	2.5 m <sup>2</sup>
2	WIC	2.7 m <sup>2</sup>
3	Bathroom	5.2 m <sup>2</sup>
4	Bedroom	11.5 m <sup>2</sup>
5	Living room	10.0 m <sup>2</sup>
6	Terrace	8.8 m <sup>2</sup>
Total area:		40.7 m <sup>2</sup>

# Furniture

1 : 50



Notes:  
1. The contractor develops detailed drawings and coordinates the content and dimensions with the architect of the project.

2. All dimensions are design. Before ordering, manufacturing, installation of furniture, it is imperative to perform actual measurements.

3. The color and texture of the materials are agreed only on real samples.

4. In case of changes in dimensions or position in space, coordinate with the project architect.

5. Dimensions marked with "\*" are approximate values. For clarification, see the "Specifications" sheet.

MELASTI ARCADE  
Apartments Type B.1

Room Schedule		
No	Name	Area
1	Hallway	2.5 m <sup>2</sup>
2	WIC	2.7 m <sup>2</sup>
3	Bathroom	5.2 m <sup>2</sup>
4	Bedroom	11.5 m <sup>2</sup>
5	Living room	10.0 m <sup>2</sup>
6	Terrace	8.8 m <sup>2</sup>
Total area:		40.7 m <sup>2</sup>

Sheet name  
Furniture layout

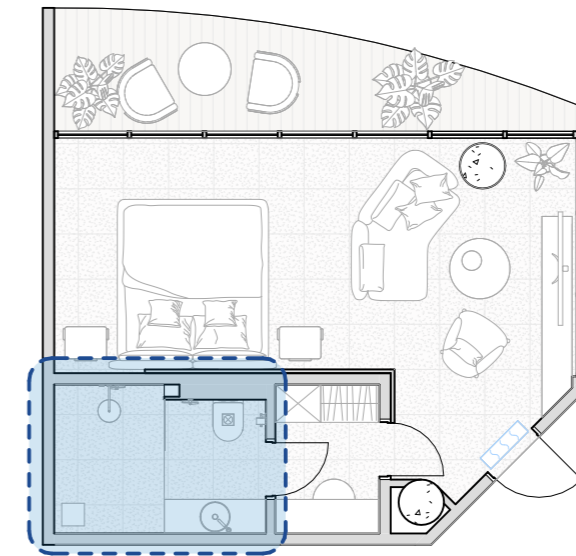
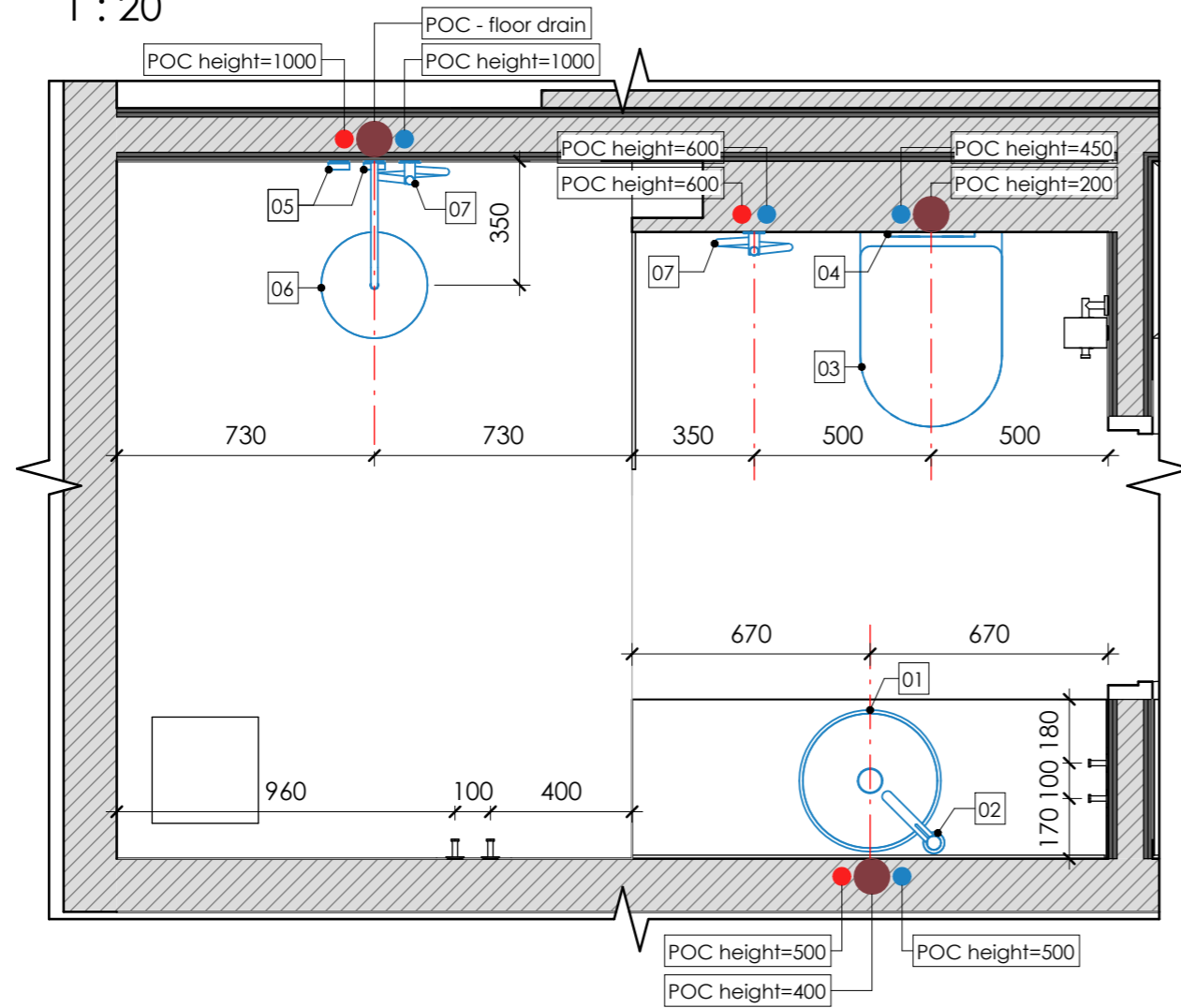
Scale  
1 : 50

Sheet  
A104

**SNAAR**

# Bathroom

1 : 20



- Notes:
1. Dimensions do not include plaster and wall finishes, the dimensions must be clarified upon actual
  2. Clarify the connection according to the technical cards of the installed plumbing fixtures
  3. Models of sanitary equipment can be specified during the design process
  4. All inspection hatches of concealed installation in the finish of the wall on which they are located (specify the location)
  5. Dimensions marked with "\*" are approximate values. For clarification, see the "Specifications" sheet.

## Legend :

- Domestic hot water
- Domestic cold water
- Sanitary waste

Plumbing Fixture Schedule			
Mark	Symbol	Description	Count
01		Sink	1
02		Faucet h.360	1
03		WC wall-hung	1
04		Rectangular drain button	1

Plumbing Fixture Schedule			
Mark	Symbol	Description	Count
05		Valve	2
06		Tropical showerhead	1
07		Hygienic showerhead	2

Room Schedule		
Nº	Name	Area
1	Hallway	2.5 m <sup>2</sup>
2	WIC	2.7 m <sup>2</sup>
3	Bathroom	5.2 m <sup>2</sup>
4	Bedroom	11.5 m <sup>2</sup>
5	Living room	10.0 m <sup>2</sup>
6	Terrace	8.8 m <sup>2</sup>
Total area:		40.7 m <sup>2</sup>

MELASTI ARCADE  
Apartments Type B.1

Sheet name

Plumbing plan

Scale

As indicated

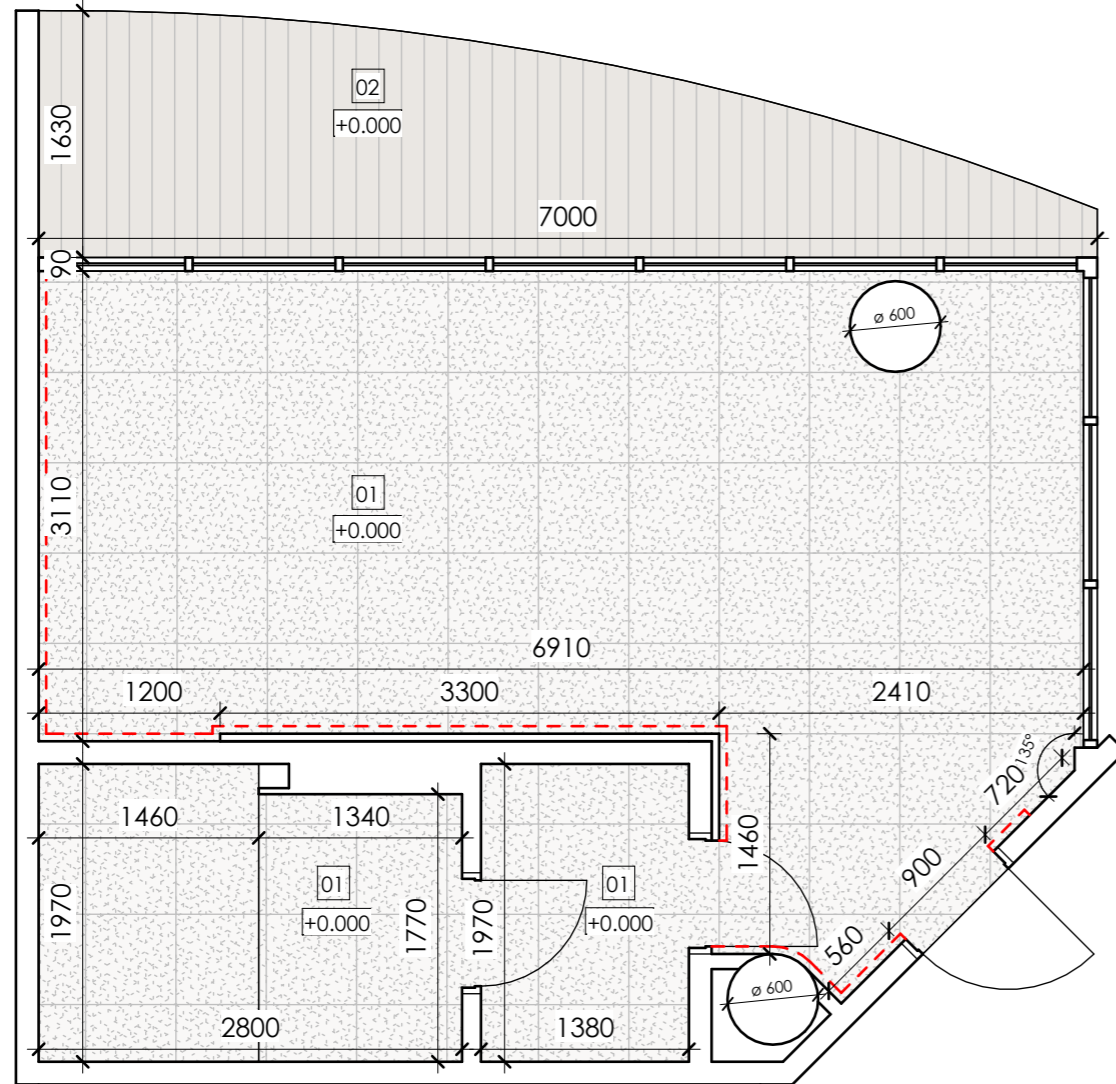
Sheet

A105

**SNAAR**

# Floor finish

1 : 50



Floor Schedule						
Mark	Description	Material	Location	On the plan	Appearance	Area
01	Tile, type 1 (grey)	Stoneware	Bathroom			5.2 m <sup>2</sup>
01	Tile, type 1 (grey)	Stoneware	Bedroom/Living room			24.0 m <sup>2</sup>
01	Tile, type 1 (grey)	Stoneware	WIC			2.8 m <sup>2</sup>
02	Patio board (light wood)	Wood	Terrace			8.5 m <sup>2</sup>

Total area: 40.6 m<sup>2</sup>

Hidden skirting board Schedule		
Mark	Image	Length
SB-1		10 m

### Legend :

Hidden skirting board

Notes:  
 1. The area of materials is indicated without trimming and stock.  
 Recommended stock amount - 15%

2. Finishing materials are agreed separately with samples

3. Floor joints should be made strictly under the bottom of the interior doors leaves

4. Before laying the floor coverings, lay out dry and adjust the offset

5. Dimensions are indicated without wall coverings

6. Important! Dimensions are indicated for preliminary calculation, proceed with installation only after control measurements.

MELASTI ARCADE  
 Apartments Type B.1

### Sheet name

Floor finish plan

### Scale

As indicated

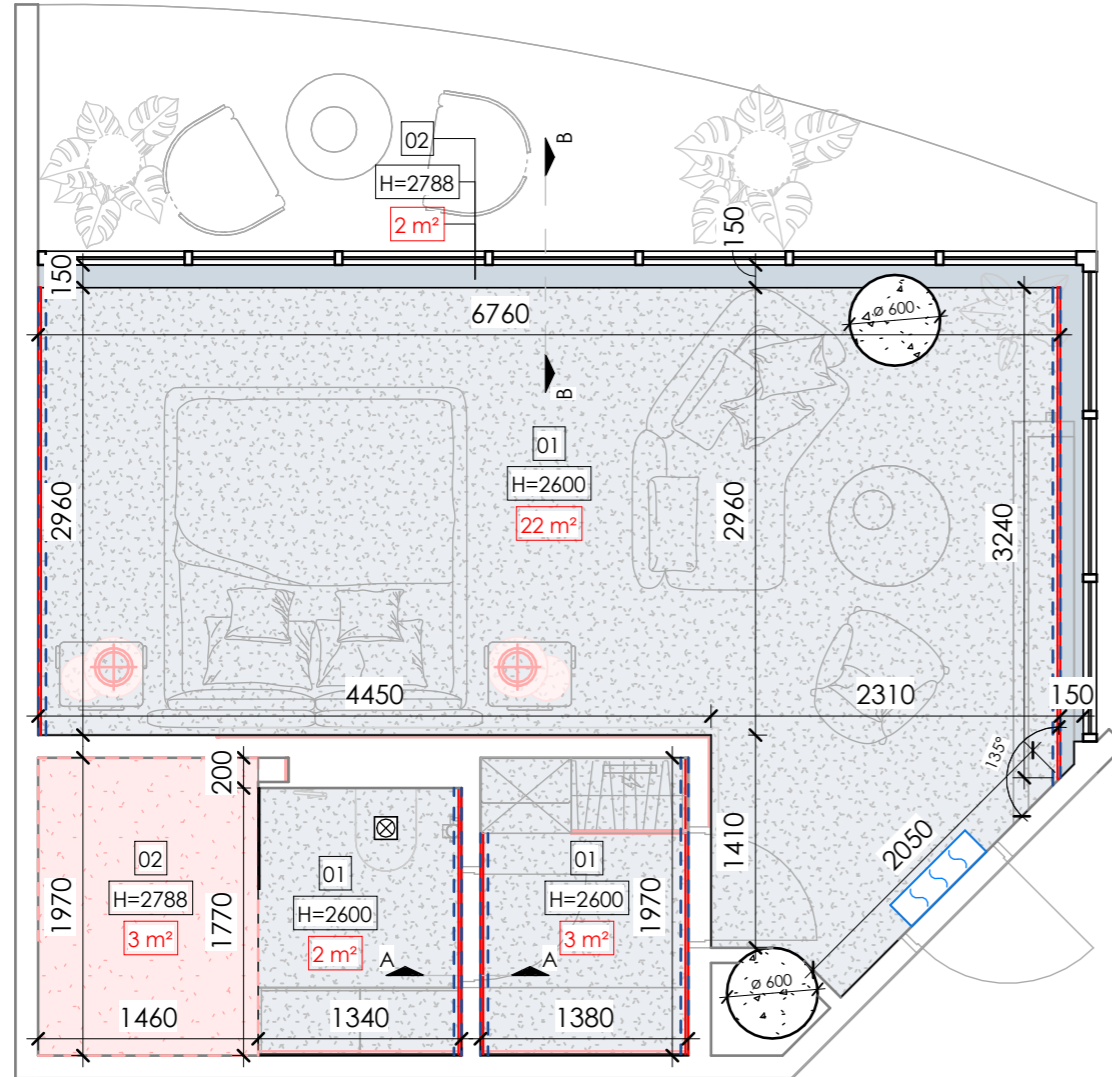
### Sheet

A106

**SNAAR**

# Ceiling

1 : 50

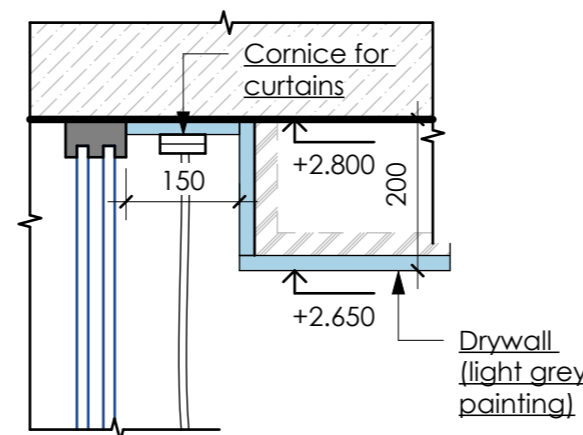


Ceiling Schedule				
Mark	On the plan	Description	Area	Finish
01		Suspended ceiling. 1 drywall sheet 12.5mm on metal frame	28 m <sup>2</sup>	Plaster for painting
02		1 drywall sheet 12.5mm	4 m <sup>2</sup>	Plaster for painting

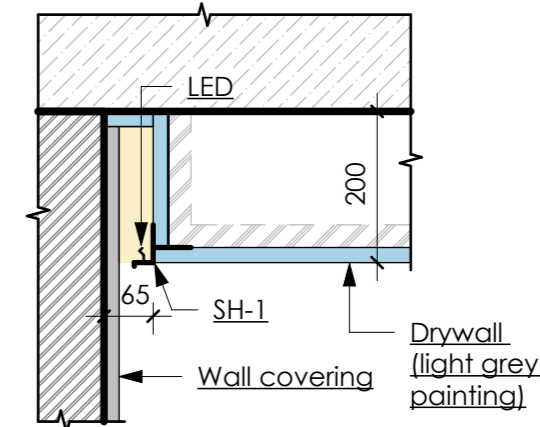
Total area: 32 m<sup>2</sup>

Shadow Seam Schedule			
Mark	Appearance	Description	Length
SH-1		Aluminium shadow seam profile for LED line	11,422 mm

## Section A-A



## Section B-B



### Legend :

- Ceiling LED
- Shadow seam
- Ceiling height offset from level

Notes:  
1. Ceiling covering - plaster, painting. Coordinate the color with samples on the object with the designer

2. Areas are indicated without calculation for pruning and stock. Recommended margin - 15%

3. Important! In the place intended for blinds, provide for a cornice, model, dimensions and bindings to agree

4. Dimensions are indicated without plaster and wall decoration

MELASTI ARCADE  
Apartments Type B.1

Sheet name

Ceiling finish plan

Scale

As indicated

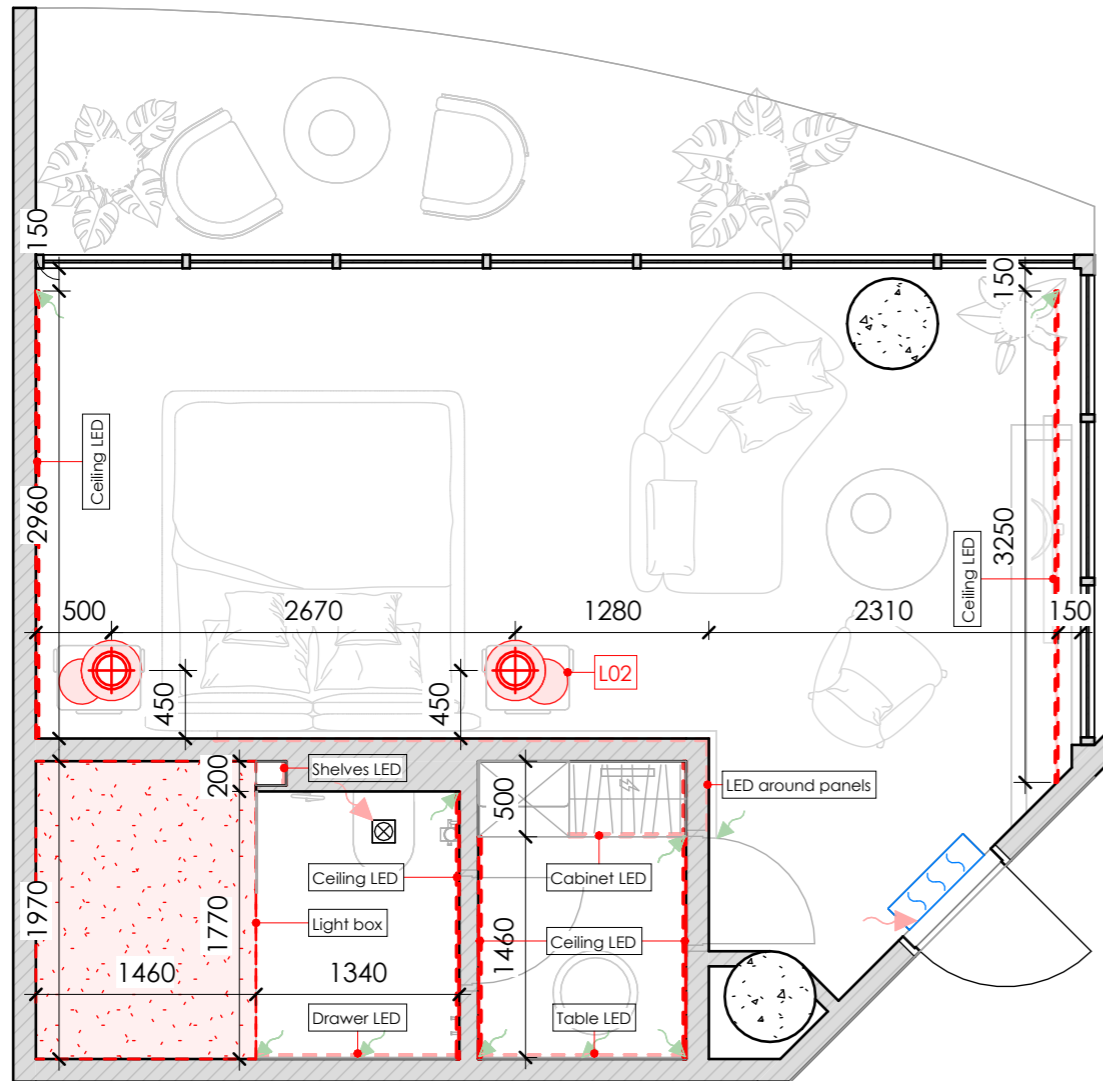
Sheet

A107

**SNAAR**

# Lighting

1 : 50






Lighting Fixture Schedule			
Description	Count	Symbol	Appearance
Light box	1		
Pendant light	2		

Grand total: 3

LED line Schedule	
Mark	Length
LED1	24,312 mm

## Legend :

-  LED line
-  220V wire output for LED line connection
-  12V wire output for LED line connection

- Notes:
1. Binding to lighting equipment is indicated in the center of the device
  2. Information about the heights of the lights and electrical outlets is on the "Wall elevations"
  3. The lengths are indicated without a margin
  4. The plan is considered together with the sheets "Ceiling finish plan", "Lighting groups plan"
  5. Dimensions marked with a "\*" are for approximate placement of the floor lamp elements. See the "wall elevation" sheet for clarification

MELASTI ARCADE  
Apartments Type B.1

Sheet name

Lighting plan

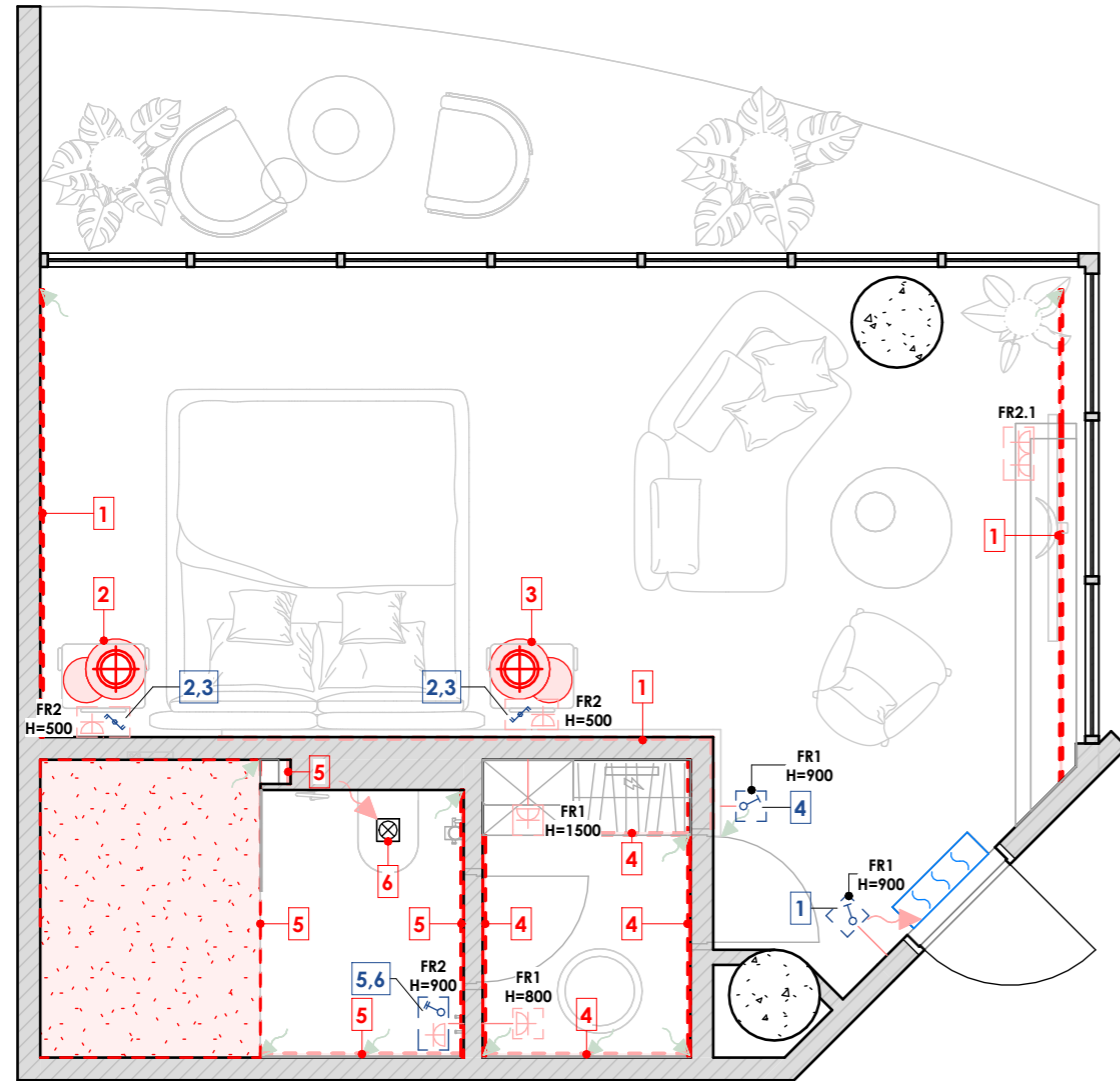
Scale  
As indicated

Sheet  
A108

**SNAAR**

# Light groups

1 : 50



Electrical Frame Schedule			
Mark	Count	Description	Installation type
FR1	4	Frame 1-post	Wall mounted
FR2	3	Frame 2-post	Wall mounted
FR2.1	1	Frame 2-post	Face mounted
Total:	8		

Notes:  
 1. The size is specified to the center of the element (both in height and in width)  
 2. Read the diagram along with 'Lighting groups plan', and 'Electrical specification'

MELASTI ARCADE  
 Apartments Type B.1

Sheet name  
 Lighting groups plan

Scale  
 As indicated

Sheet  
 A109

**SNAAR**

### Legend :

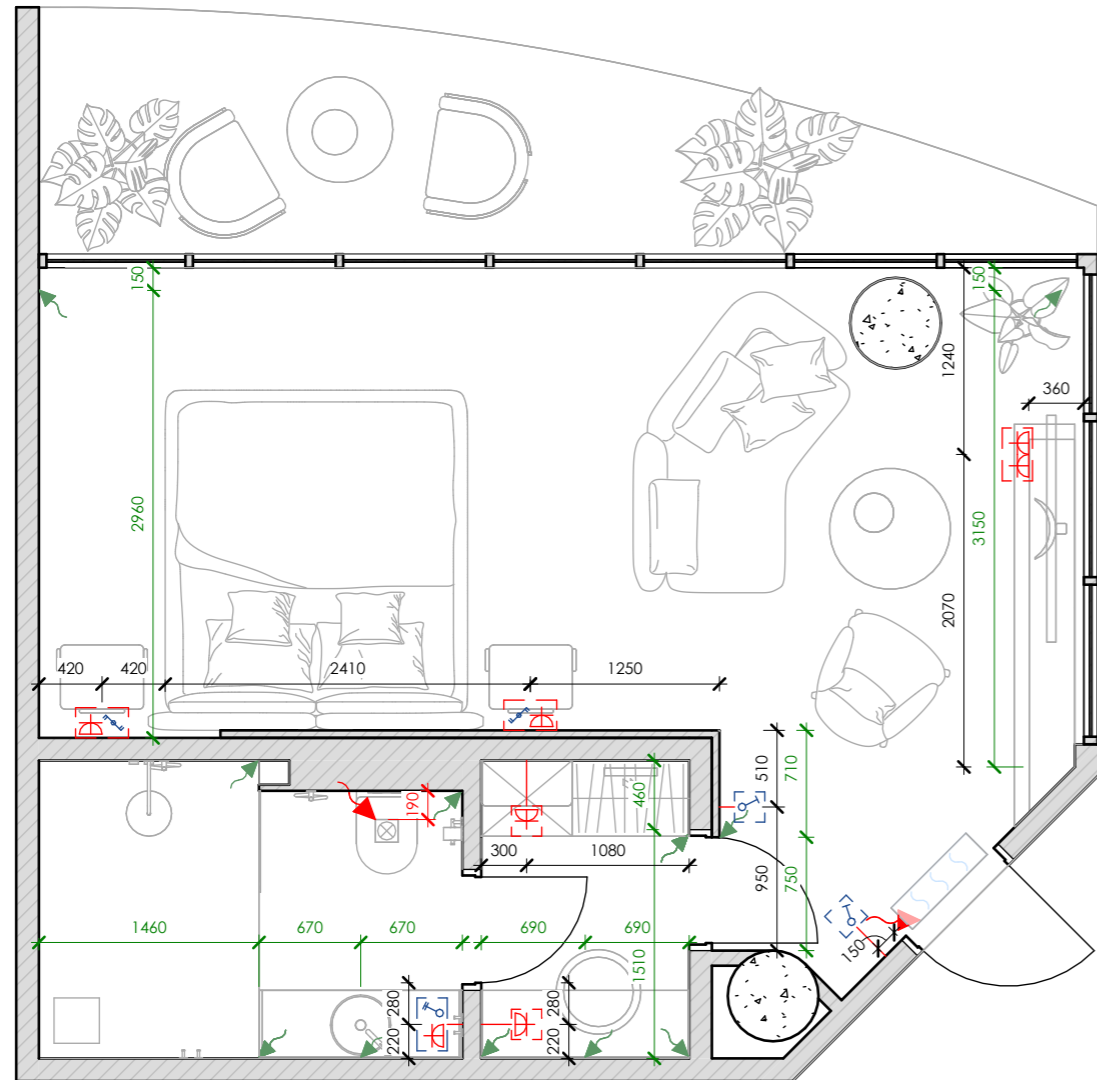
--- LED line

↘ 220V wire output for LED line connection







↘ 12V wire output for LED line connection

# Sockets & electrical output

1 : 50



## Socket/ Switch/ Output Schedule

Symbol	Count	Description
	2	One-key switch
	1	Two-key switch
	2	Two-key through switch
	15	12V Output
	7	220V Socket
	2	220V Output

Total: 29

Notes:  
1. The size is specified to the center of the element (both in height and in width)

2. Read the diagram along with "Lighting groups plan", and "Electrical specification"

MELASTI ARCADE  
Apartments Type B.1

**Sheet name**  
Sockets & electrical  
output layout

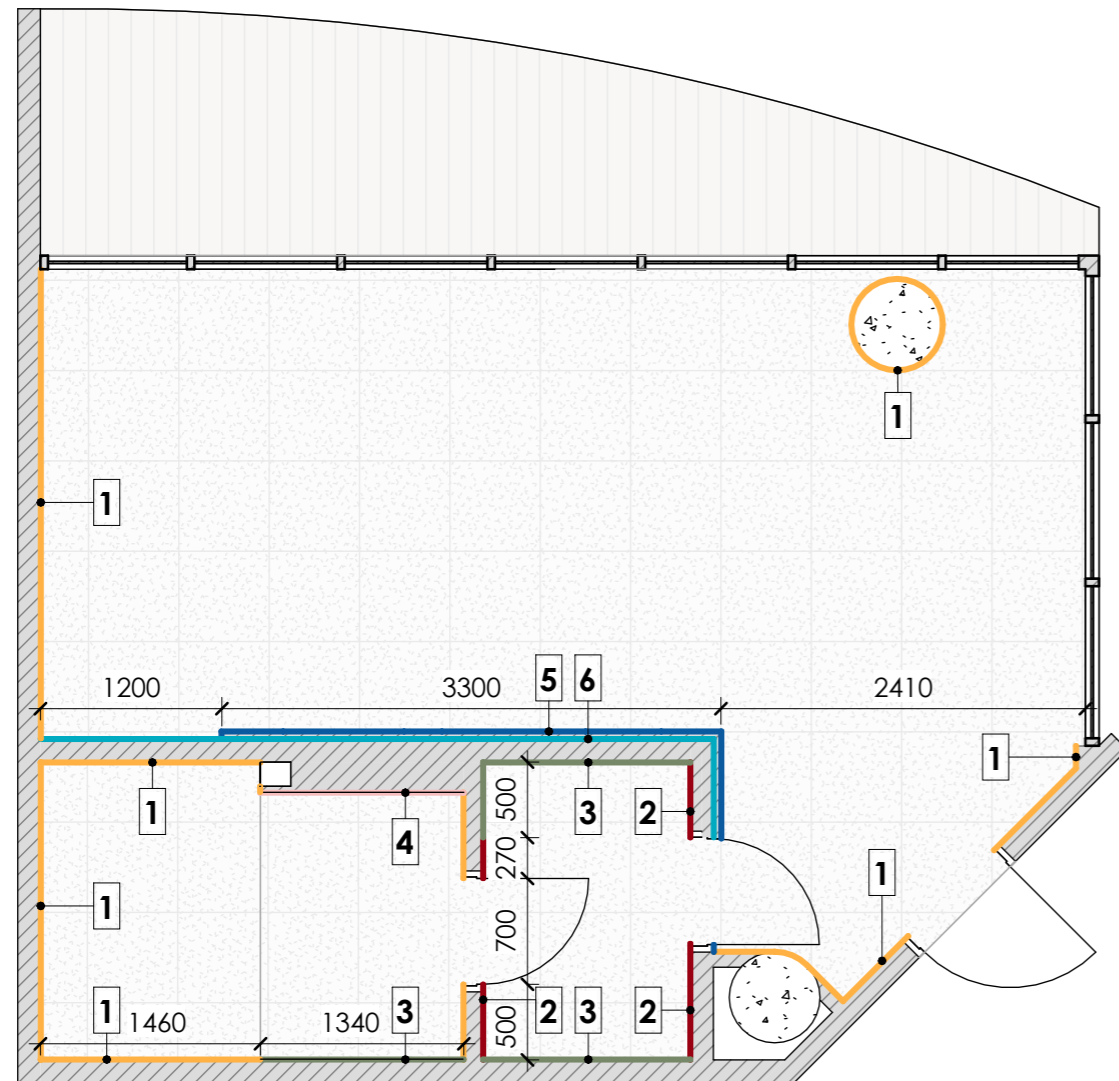
**Scale**  
1 : 50

**Sheet**  
A110

**SNAAR**

# Wall finish

1 : 50



Wall Finish Schedule					
Mark	Description	On the plan	Pattern	Visualization	Area
1	Decorative plaster (grey)				38 m <sup>2</sup>
2	MDF panel (light wood)				6 m <sup>2</sup>
3	Plaster without finishing (behind furniture)				11 m <sup>2</sup>
4	Tile type 2 (wood imitation)				4 m <sup>2</sup>
5	MDi panel (marble imitation)				9 m <sup>2</sup>
6	MDF panel (light wood with seams)				5 m <sup>2</sup>

Notes:  
1. All sizes are specified on site

2. Inform the architect about all discrepancies

3. Check the sheet with the wall markings

MELASTI ARCADE  
Apartments Type B.1

Sheet name

Wall finish plan

Scale

1 : 50

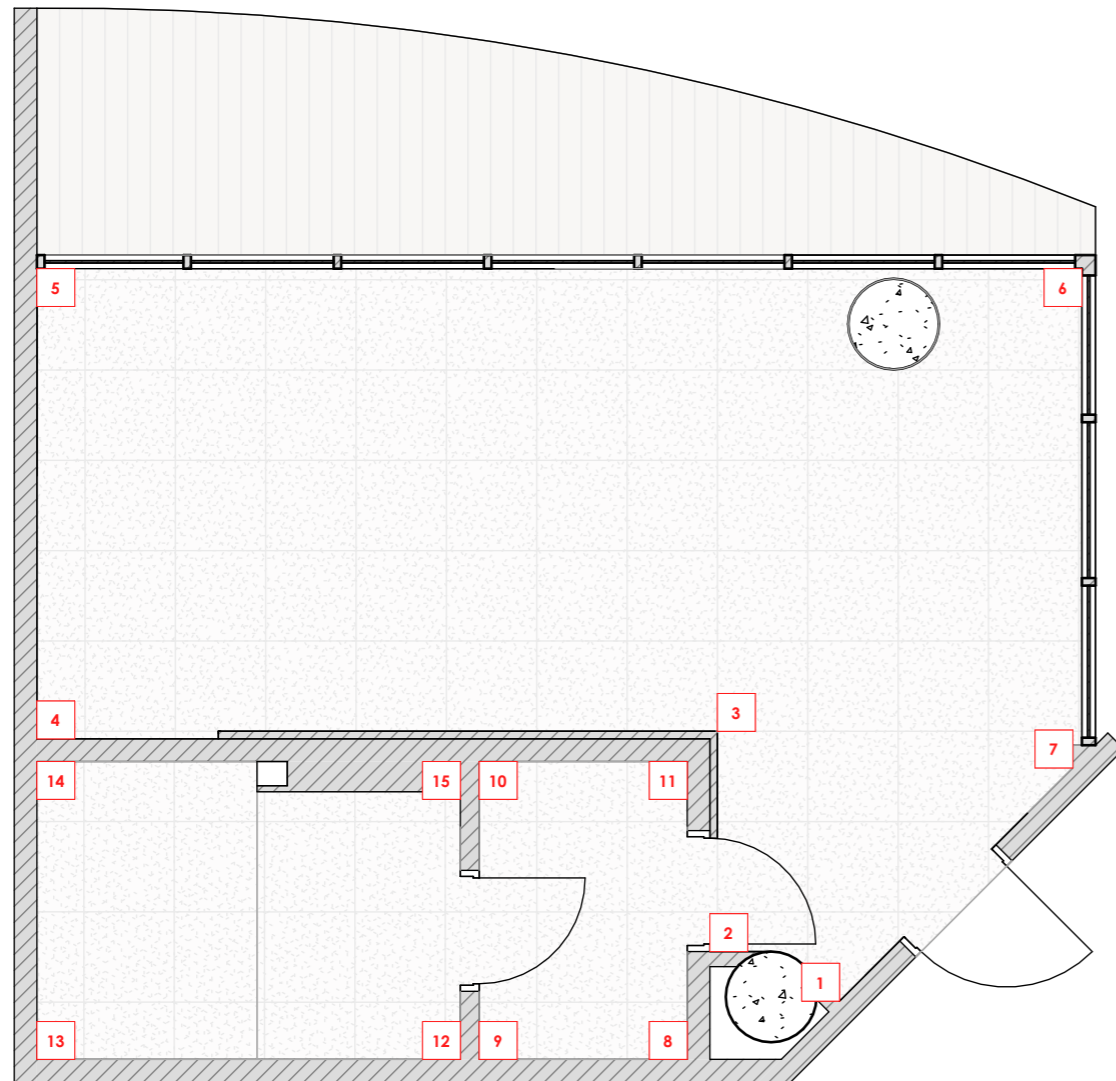
Sheet

A112

**SNAAR**

# Marking

1 : 50



Notes:  
1. Check the sheet with the wall markings

MELASTI ARCADE  
Apartments Type B.1

**Sheet name**

Marking plan

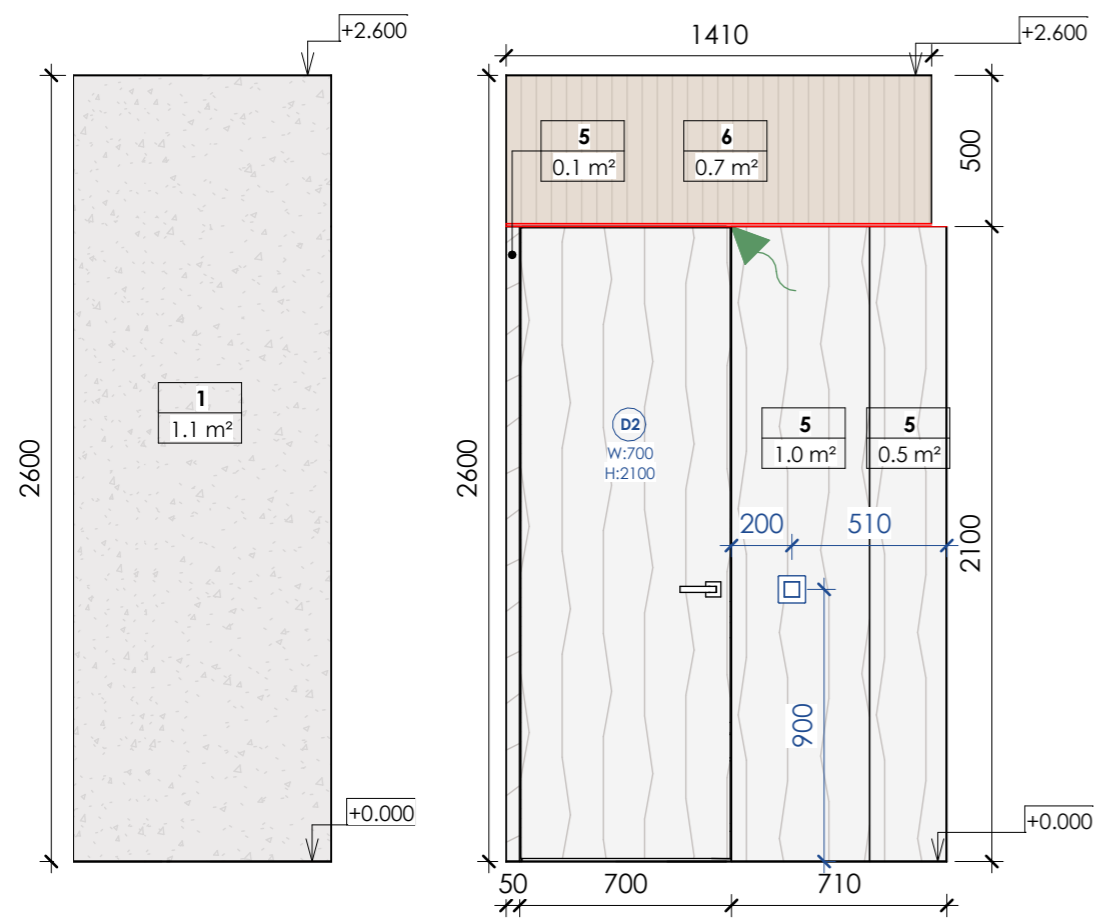
**Scale**

1 : 50

**Sheet**

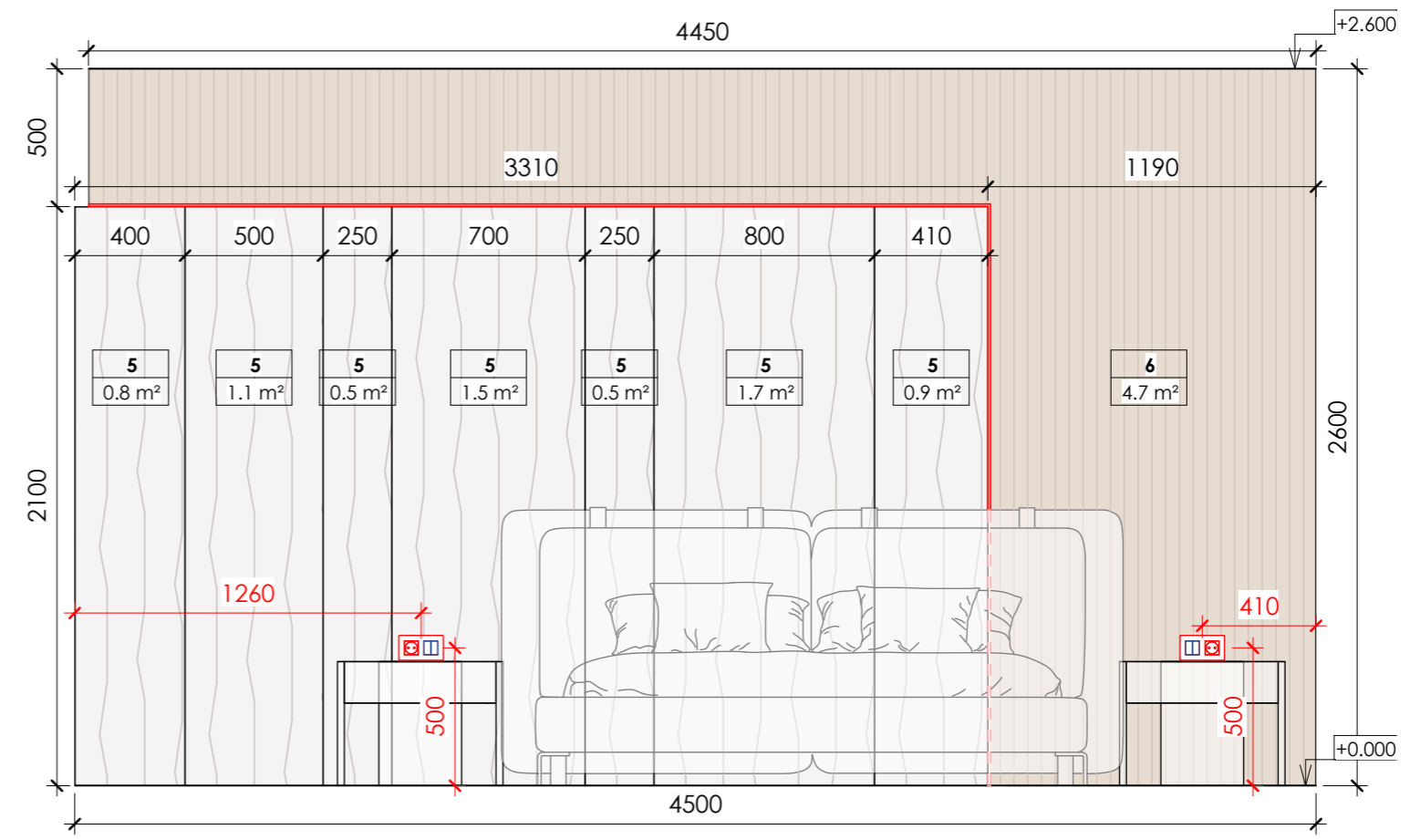
A113

**SNAAR**

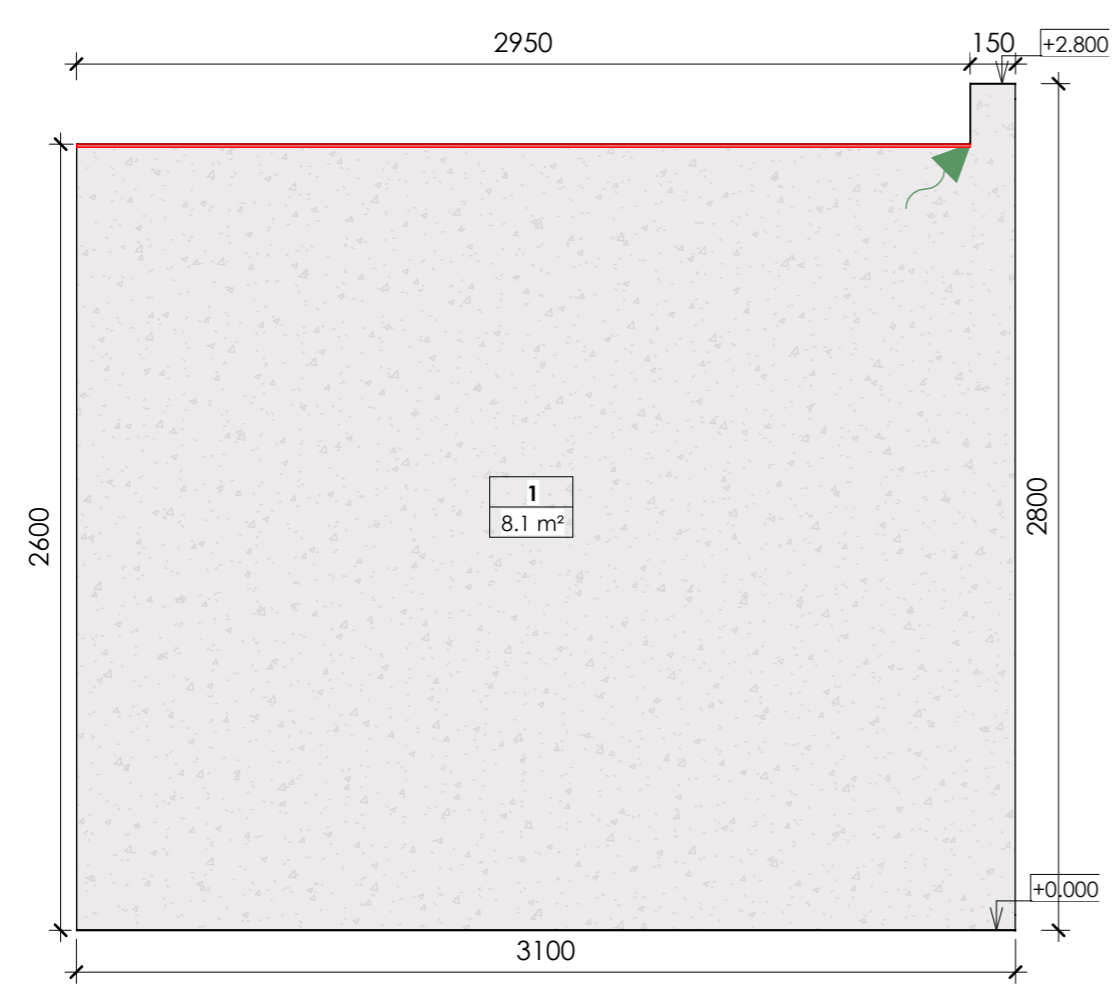


1-2

2-3



3-4



4-5

General Wall Finish Schedule			
Mark	Finish	Pattern	Total area
1	Decorative plaster (grey)		38 m <sup>2</sup>
2	MDF panel (light wood)		6 m <sup>2</sup>
3	Plaster without finishing (behind furniture)		11 m <sup>2</sup>
4	Tile type 2 (wood imitation)		4 m <sup>2</sup>
5	MDi panel (marble imitation)		9 m <sup>2</sup>
6	MDF panel (light wood with seams)		5 m <sup>2</sup>

Notes:  
 1. All dimensions are to be specified on the spot  
 2. Notify the architect of all discrepancies

**Legend :**

- LED line
- 220V wire output for LED
- 12V wire output for LED
- One-key switch
- Two-key cross switch
- Two-key through switch
- 220V socket
- Internet socket

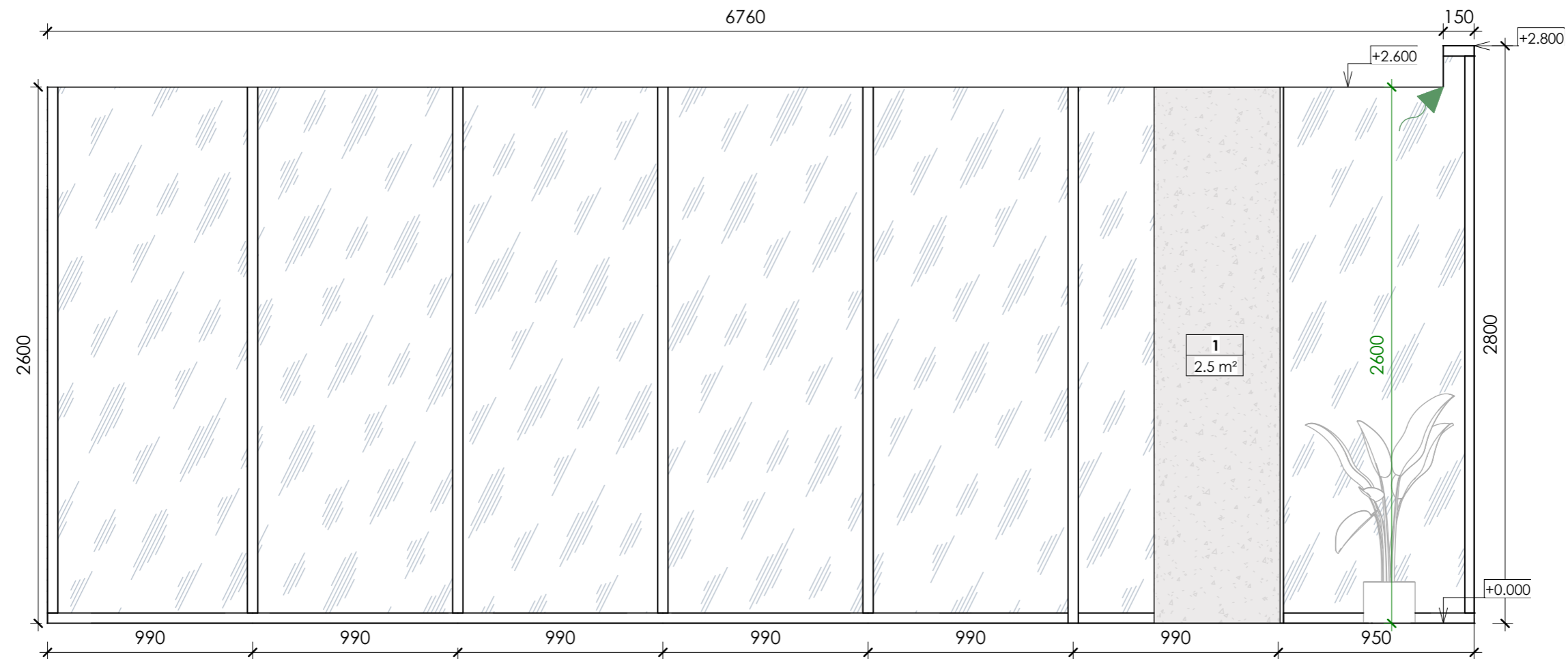
MELASTI ARCADE  
 Apartments Type B.1

**Sheet name**  
 Wall elevations

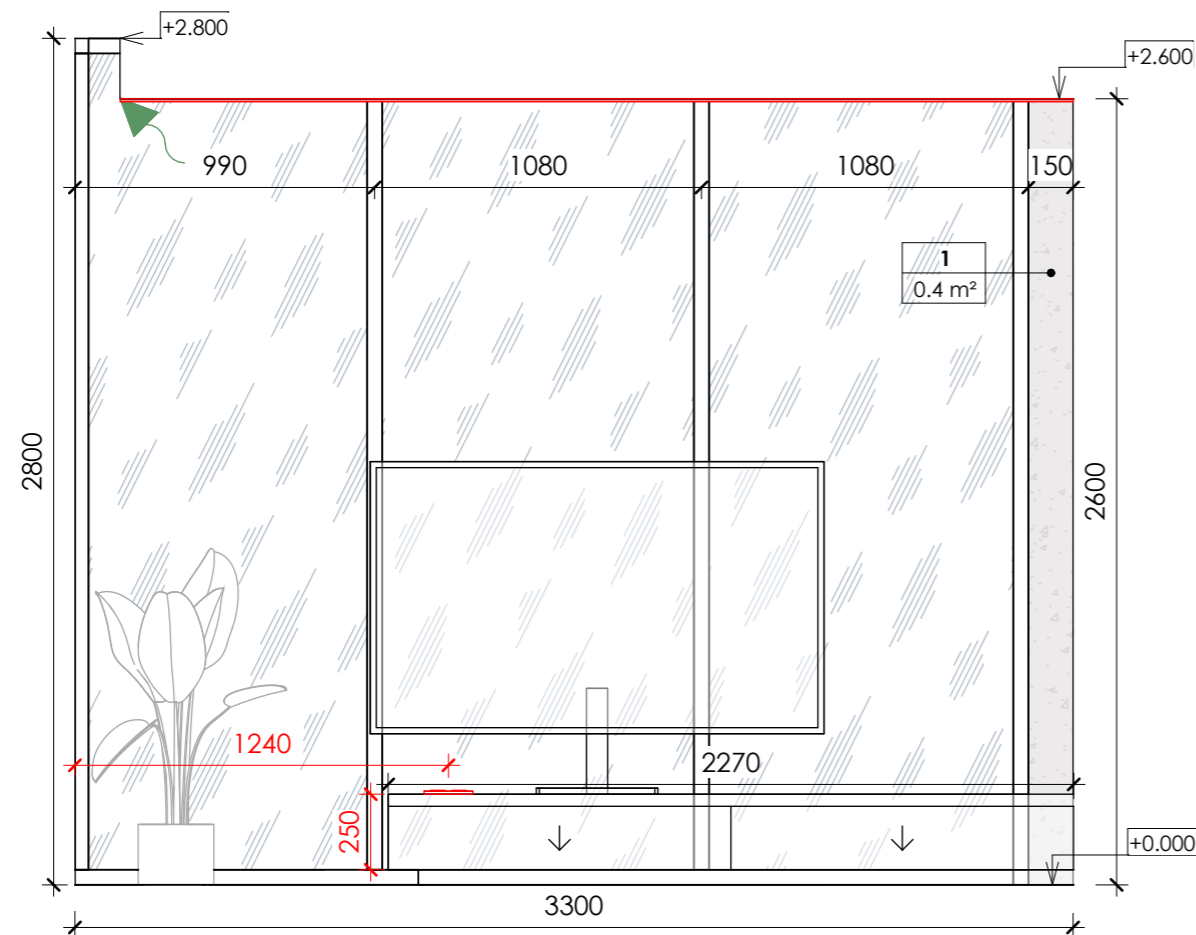
**Scale**  
 As indicated

**Sheet**  
 A114

**SNAAR**



5-6



6-7

General Wall Finish Schedule			
Mark	Finish	Pattern	Total area
1	Decorative plaster (grey)		38 m <sup>2</sup>
2	MDF panel (light wood)		6 m <sup>2</sup>
3	Plaster without finishing (behind furniture)		11 m <sup>2</sup>
4	Tile type 2 (wood imitation)		4 m <sup>2</sup>
5	MDF panel (marble imitation)		9 m <sup>2</sup>
6	MDF panel (light wood with seams)		5 m <sup>2</sup>

- Notes:
1. All dimensions are to be specified on the spot
  2. Notify the architect of all discrepancies

Legend :

- LED line
- 220V wire output for LED
- 12V wire output for LED
- One-key switch
- Two-key cross switch
- Two-key through switch
- 220V socket
- Internet socket

MELASTI ARCADE  
Apartments Type B.1

Sheet name

Wall elevations

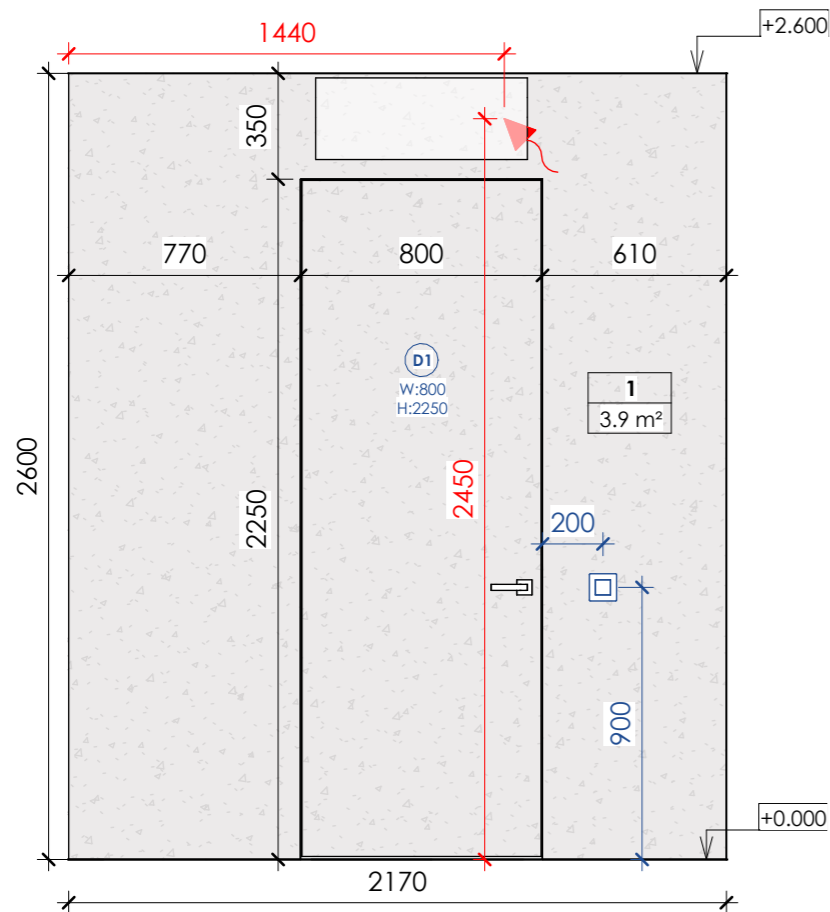
Scale

As indicated

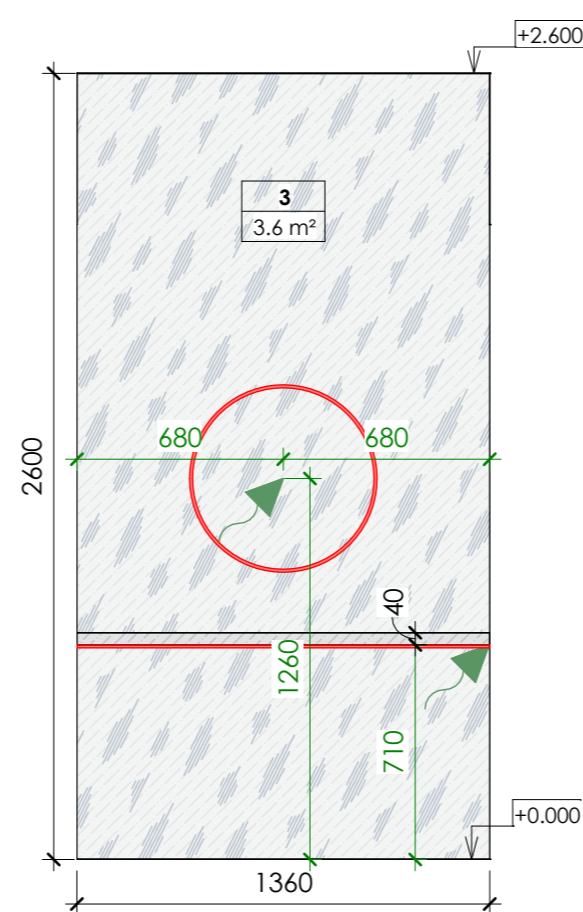
Sheet

A115

**SNAAR**



7-1



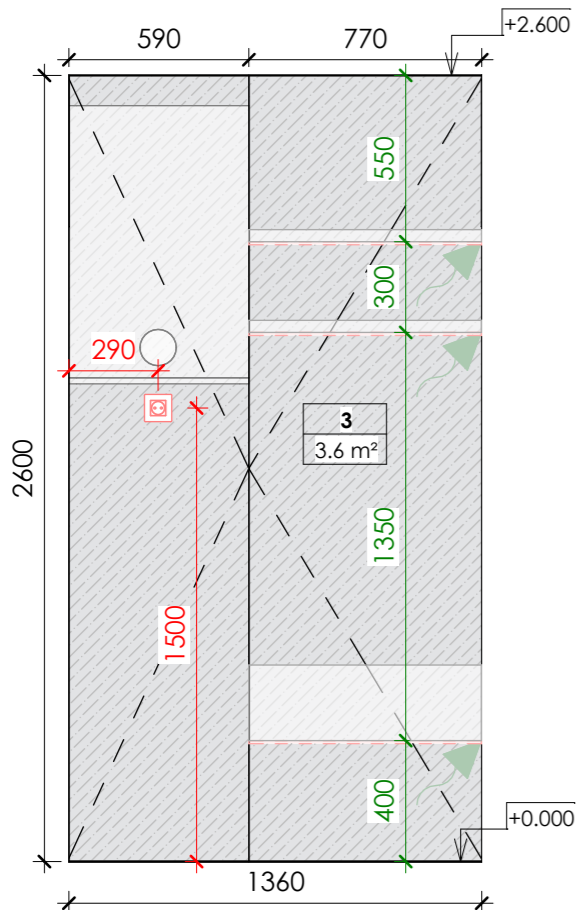
9-10

General Wall Finish Schedule			
Mark	Finish	Pattern	Total area
1	Decorative plaster (grey)		38 m <sup>2</sup>
2	MDF panel (light wood)		6 m <sup>2</sup>
3	Plaster without finishing (behind furniture)		11 m <sup>2</sup>
4	Tile type 2 (wood imitation)		4 m <sup>2</sup>
5	MDi panel (marble imitation)		9 m <sup>2</sup>
6	MDF panel (light wood with seams)		5 m <sup>2</sup>

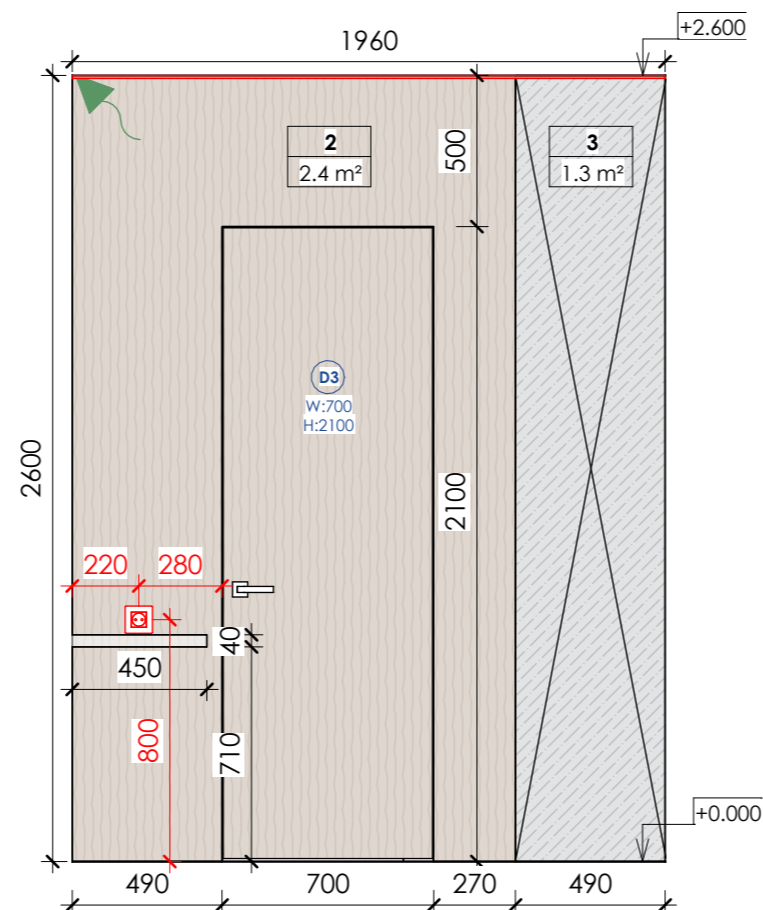
Notes:  
 1. All dimensions are to be specified on the spot  
 2. Notify the architect of all discrepancies

**Legend :**

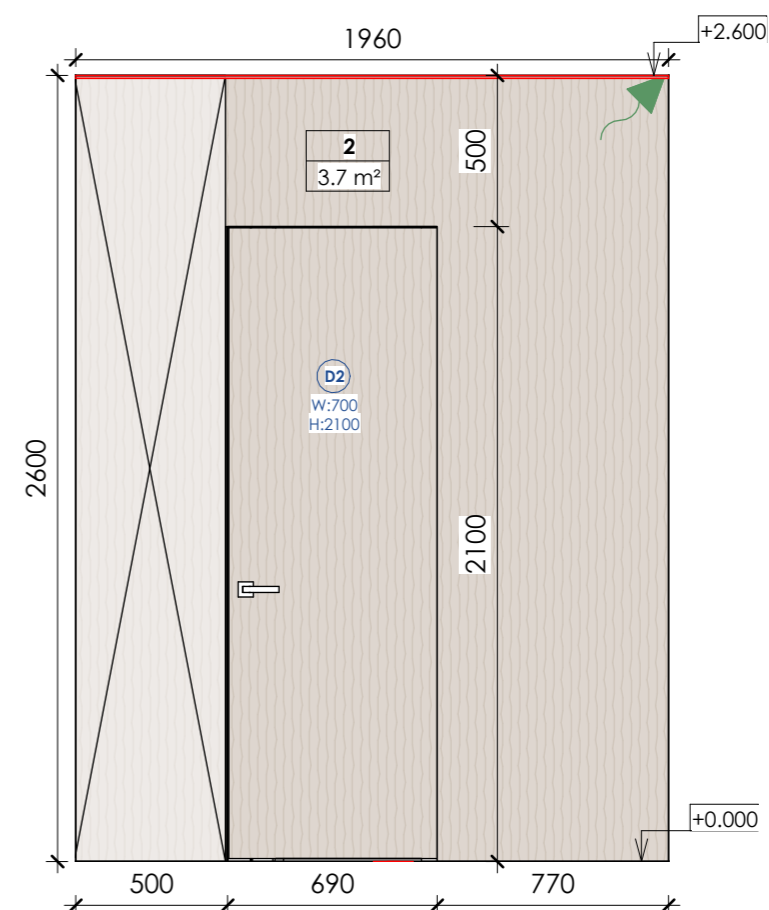
- LED line
- 220V wire output for LED
- 12V wire output for LED
- One-key switch
- Two-key cross switch
- Two-key through switch
- 220V socket
- Internet socket



8-9



10-11



11-8

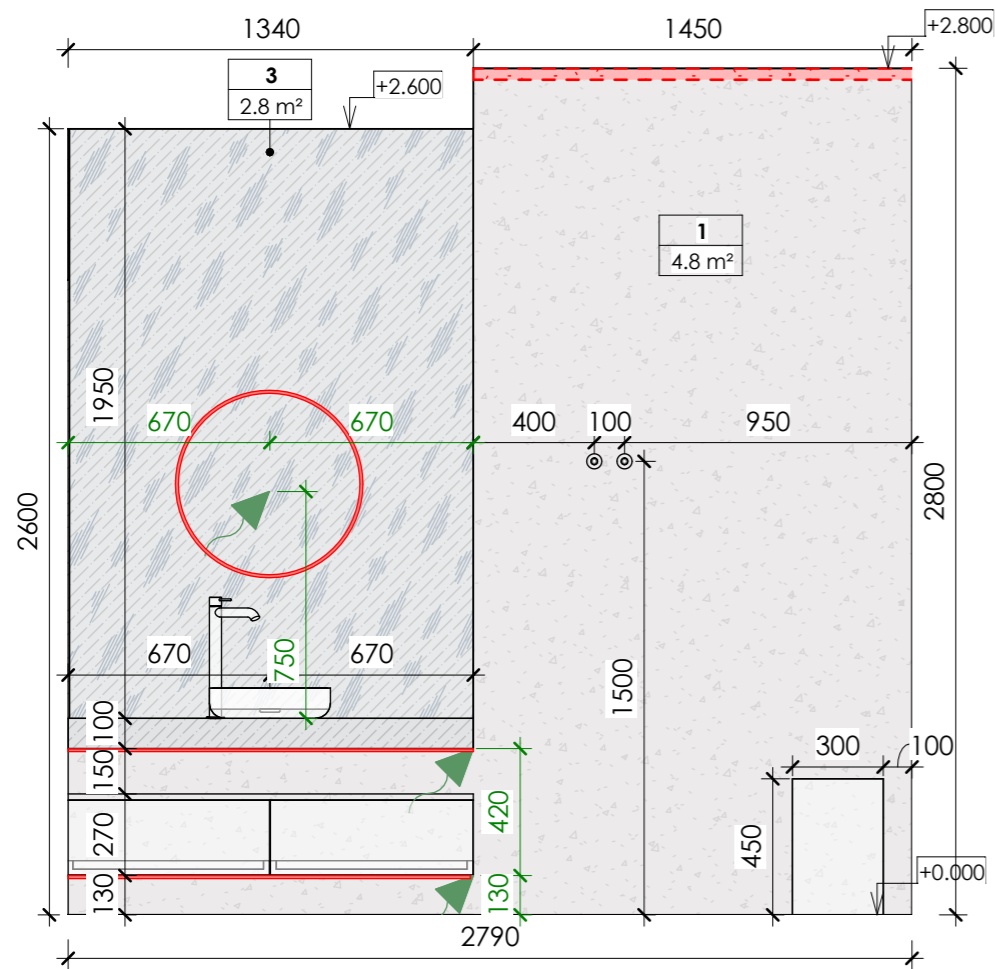
MELASTI ARCADE  
 Apartments Type B.1

Sheet name  
 Wall elevations


Scale  
 As indicated

Sheet  
 A116

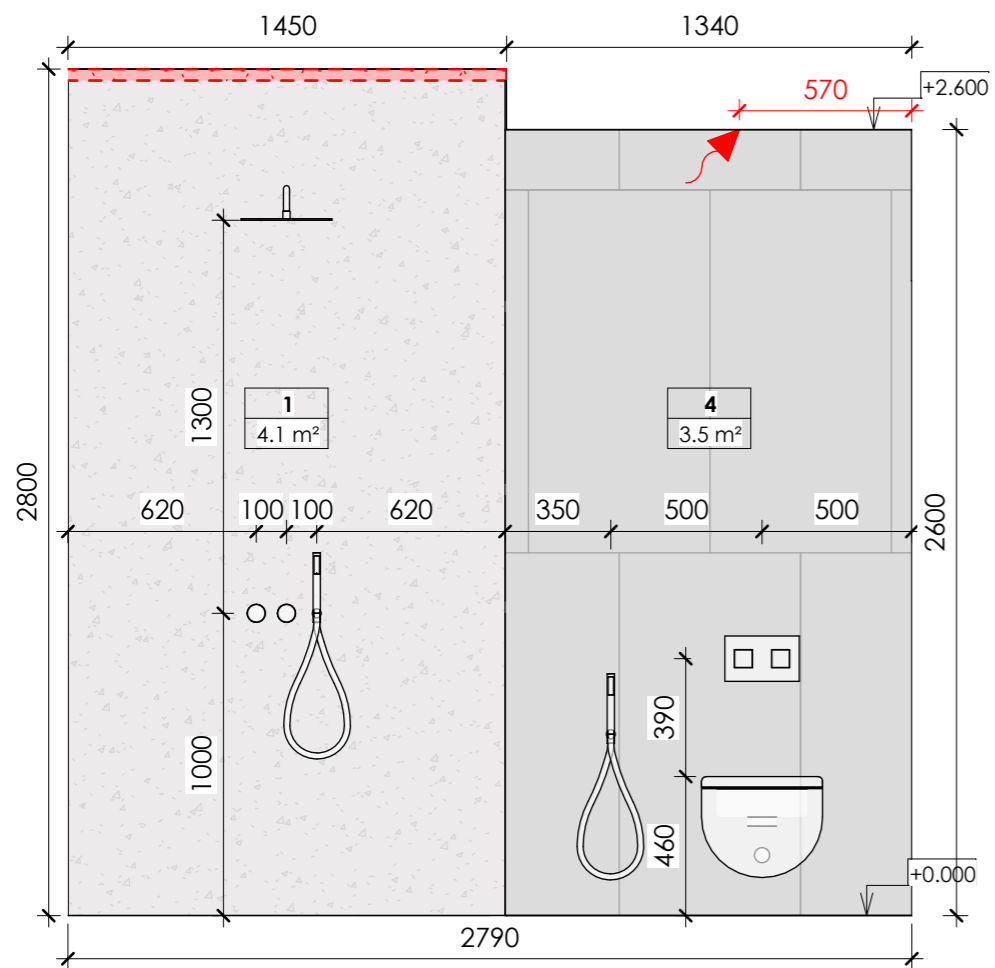
**SNAAR**



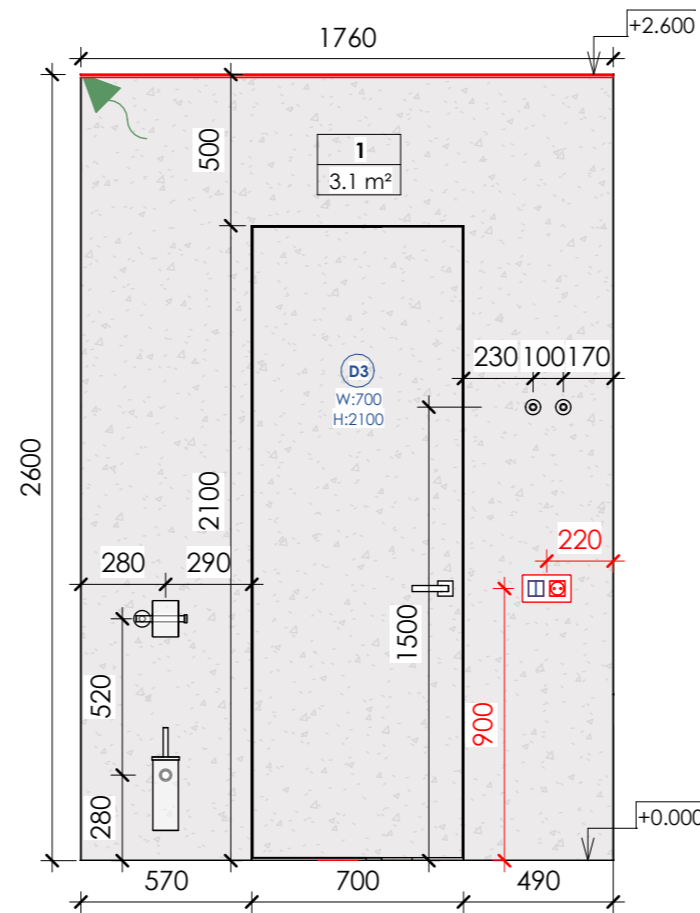
12-13



13-14



14-15



15-12

General Wall Finish Schedule			
Mark	Finish	Pattern	Total area
1	Decorative plaster (grey)		38 m <sup>2</sup>
2	MDF panel (light wood)		6 m <sup>2</sup>
3	Plaster without finishing (behind furniture)		11 m <sup>2</sup>
4	Tile type 2 (wood imitation)		4 m <sup>2</sup>
5	MDi panel (marble imitation)		9 m <sup>2</sup>
6	MDF panel (light wood with seams)		5 m <sup>2</sup>

Notes:  
1. All dimensions are to be specified on the spot  
2. Notify the architect of all discrepancies

**Legend :**

- LED line
- 220V wire output for LED
- 12V wire output for LED
- One-key switch
- Two-key cross switch
- Two-key through switch
- 220V socket
- Internet socket

MELASTI ARCADE  
Apartments Type B.1

Sheet name

Wall elevations

Scale









As indicated

Sheet

A117

**SNAAR**

### Material Takeoff

Material Name	Image	Manufacturer	Notes	Product Link	Area
Decorative plaster (grey)		CERESIT	CT 35 MAJORCA 1MJ1	<a href="https://ceresit.ua/ru/catalog/uteplennya-fasadiv/ceresit-ct-35.html">https://ceresit.ua/ru/catalog/uteplennya-fasadiv/ceresit-ct-35.html</a>	38 m <sup>2</sup>
Glass, type 1		Local market			4 m <sup>2</sup>
MDF panel (light wood with seams)		Egger	H1367 ST40 Light Natural Casella Oak	<a href="https://www.egger.com/en/furniture-interior-design/decors/H1367_40?country=AU">https://www.egger.com/en/furniture-interior-design/decors/H1367_40?country=AU</a>	5 m <sup>2</sup>
MDF panel (light wood)		Egger	H1367 ST40 Light Natural Casella Oak	<a href="https://www.egger.com/en/furniture-interior-design/decors/H1367_40?country=AU">https://www.egger.com/en/furniture-interior-design/decors/H1367_40?country=AU</a>	6 m <sup>2</sup>
MDi panel (marble imitation)		INALCO	BRAZZA	<a href="https://www.inalco.global/en/mdi-collections/brazza">https://www.inalco.global/en/mdi-collections/brazza</a>	9 m <sup>2</sup>
Mirror, type 1		Local market			12 m <sup>2</sup>
Patio board (light wood)		Local market			8 m <sup>2</sup>
Plaster for painting		Local market	RAL 9010		32 m <sup>2</sup>
Plaster without finishing (behind furniture)		Local market	RAL 9003		11 m <sup>2</sup>
Tile, type 1 (grey)		Urbatek Xtone Bottega Porcelanosa	600x600mm	<a href="https://mascompany.com.ua/product/keramicheskaya-shirokoformatnaya-plita-xtone-bottega-acero/">https://mascompany.com.ua/product/keramicheskaya-shirokoformatnaya-plita-xtone-bottega-acero/</a>	32 m <sup>2</sup>
Tile, type 2 (wood imitation)		Atlas Concorde Entice Copper Oak Natural	1200x600mm	<a href="https://www.atlasconcorde.com/en/ac-collection/entice">https://www.atlasconcorde.com/en/ac-collection/entice</a>	4 m <sup>2</sup>

MELASTI ARCADE  
Apartments Type B.1

**Sheet name**

Specifications

**Scale**











**Sheet**  
A120

**SNAAR**

### Lighting Fixture Specification

Symbol	Product Name	Manufacturer	Product Code	Product Photo	Product Link	Count
	LED	Philips	Philips Hue LightStrips Plus		<a href="https://www.philips-hue.com/en-us/p/hue-white-and-color-ambi">https://www.philips-hue.com/en-us/p/hue-white-and-color-ambi</a>	17
	Pendant light, type 1	Henge	Superb-All		<a href="https://www.henge07.com/products/lighting/fiberglass-spherical-pendant-light-superb-all/">https://www.henge07.com/products/lighting/fiberglass-spherical-pendant-light-superb-all/</a>	2
	Light box	Local market				1

### Electrical Specification

Symbol	Product Name	Manufacturer	Product Code	Product Photo	Product Link	Count
	Frame 1-post	Schneider Electric	EPH5800171		<a href="https://elektronik.kiev.ua/index.php/shop/rostki-i-vik-2/rozetki-i-vik-schneider/schnaider-asfora/asfora-ant ratsit/ramka-schneider-shnajder-asfora-plus-1-post-gorizontalnaya-anratsit">https://elektronik.kiev.ua/index.php/shop/rostki-i-vik-2/rozetki-i-vik-schneider/schnaider-asfora/asfora-ant ratsit/ramka-schneider-shnajder-asfora-plus-1-post-gorizontalnaya-anratsit</a>	4
	Frame 2-post	Schneider Electric	EPH5800271		<a href="https://elektronik.kiev.ua/index.php/shop/rostki-i-vik-2/rozetki-i-vik-schneider/schnaider-asfora/asfora-ant ratsit/ramka-schneider-shnajder-asfora-plus-2-postovaya-gorizontalnaya-anratsit">https://elektronik.kiev.ua/index.php/shop/rostki-i-vik-2/rozetki-i-vik-schneider/schnaider-asfora/asfora-ant ratsit/ramka-schneider-shnajder-asfora-plus-2-postovaya-gorizontalnaya-anratsit</a>	4
	Two-key through switch	Schneider Electric	EPH0300171		<a href="https://elektronik.kiev.ua/index.php/shop/rostki-i-vik-2/rozetki-i-vik-schneider/schnaider-asfora/asfora-ant ratsit/pereklyu chatel-schneider-shnajder-asfora-plus-2-klavishnyj-prokhodnoj-anratsit">https://elektronik.kiev.ua/index.php/shop/rostki-i-vik-2/rozetki-i-vik-schneider/schnaider-asfora/asfora-ant ratsit/pereklyu chatel-schneider-shnajder-asfora-plus-2-klavishnyj-prokhodnoj-anratsit</a>	2
	220V Socket	Schneider Electric	EPH2900171		<a href="https://elektronik.kiev.ua/index.php/shop/rostki-i-vik-2/rozetki-i-vik-schneider/schnaider-asfora/asfora-ant ratsit/rozetka-schneider-shnajder-asfora-plus-s-zazemleniem-anratsit">https://elektronik.kiev.ua/index.php/shop/rostki-i-vik-2/rozetki-i-vik-schneider/schnaider-asfora/asfora-ant ratsit/rozetka-schneider-shnajder-asfora-plus-s-zazemleniem-anratsit</a>	7
	Two-key switch	Schneider Electric	EPH0300171		<a href="https://elektronik.kiev.ua/index.php/shop/rostki-i-vik-2/rozetki-i-vik-schneider/schnaider-asfora/asfora-ant ratsit/pereklyu chatel-schneider-shnajder-asfora-plus-2-klavishnyj-prokhodnoj-anratsit">https://elektronik.kiev.ua/index.php/shop/rostki-i-vik-2/rozetki-i-vik-schneider/schnaider-asfora/asfora-ant ratsit/pereklyu chatel-schneider-shnajder-asfora-plus-2-klavishnyj-prokhodnoj-anratsit</a>	1
	One-key switch	Schneider Electric	EPH0100171		<a href="https://elektronik.kiev.ua/index.php/shop/rostki-i-vik-2/rozetki-i-vik-schneider/schnaider-asfora/asfora-ant ratsit/vyklyuch atel-schneider-shnajder-asfora-plus-1-klavishnyj-anratsit">https://elektronik.kiev.ua/index.php/shop/rostki-i-vik-2/rozetki-i-vik-schneider/schnaider-asfora/asfora-ant ratsit/vyklyuch atel-schneider-shnajder-asfora-plus-1-klavishnyj-anratsit</a>	2

MELASTI ARCADE  
Apartments Type B.1

Sheet name













Specifications

Scale

Sheet  
A121

**SNAAR**

### General Specification

Product Name	Manufacturer	Product Code	Dimensions	Product Photo	Product Link	Count
Air conditioner	LG	LG PC24SQ	W: 820   D: 200   H: 270mm		<a href="https://www.lg.com/ua/aircon/lg-pc24sq">https://www.lg.com/ua/aircon/lg-pc24sq</a>	1
Armchair, type 1	Poliform	JANE LARGE	W: 720*   D: 850*   H: 400*mm		<a href="https://www.poliform.it/en/products/jane-large/">https://www.poliform.it/en/products/jane-large/</a>	1
Armchair, type 2	Minotti	Halley "Outdoor"	W: 650   D: 800   H: 420mm		<a href="https://www.minotti.com/en/halley-outdoor_2">https://www.minotti.com/en/halley-outdoor_2</a>	2
Bed	Minotti	Tatlin "Soft"	W: 2000   L: 2250   H: 300*mm		<a href="https://www.minotti.com/en/tatlin-soft">https://www.minotti.com/en/tatlin-soft</a>	1
Bedside table	Cattelanitalia	Julian	W: 550   D: 430   H: 450mm		<a href="https://www.cattelanitalia.com/ru/products/1589E955-F05D-420C-9AF1-5EF70BCC6138">https://www.cattelanitalia.com/ru/products/1589E955-F05D-420C-9AF1-5EF70BCC6138</a>	2
Boiler	Bosch	Tronic 3500	W: 600   D: 300   H: 920mm		<a href="https://bosch-centre.com.ua/ploskyi-elektrychnyi-boiler-bosch-tronic-3500-tr3501-100-ebp-7736507294">https://bosch-centre.com.ua/ploskyi-elektrychnyi-boiler-bosch-tronic-3500-tr3501-100-ebp-7736507294</a>	1
Coffee tabl, type 1	Gallotti&Radice	Haumea	D(W): 800*   H: 280mm		<a href="https://www.gallottiradice.it/en-us/products/haumea">https://www.gallottiradice.it/en-us/products/haumea</a>	1
Coffee table, type 2	Molteni	Louisa	D(W): 700*   H: 280mm		<a href="https://www.molteni.it/en/product/louisa">https://www.molteni.it/en/product/louisa</a>	1
Commode	Custom		W: 2670   D: 400   H: 300mm			1
Exhaust fan	Ergovent	Rondo	Diameter: 150mm		<a href="https://www.ergovent.co.uk/">https://www.ergovent.co.uk/</a>	1
Faucet	Aliceceramica	22440101	H: 360*mm		<a href="https://www.aliceceramica.com/en/collezioni/form-washbasin-oval-60x35-h15/">https://www.aliceceramica.com/en/collezioni/form-washbasin-oval-60x35-h15/</a>	1
Glass panel	Custom		W: 670   H: 2600mm			1

MELASTI ARCADE  
Apartments Type B.1












**Sheet name**  
Specifications

**Scale**

**Sheet**  
A122

**SNAAR**

### General Specification

Product Name	Manufacturer	Product Code	Dimensions	Product Photo	Product Link	Count
Hygienic shower	Gessi	Gessi 316 Set Douche	Connection diameter: 60mm		<a href="https://dwellistore.fr/gessi-316-ensemble-douche-54023.html?srltid=AfmBOoqAy2_yHcq2LuLdhdBeNtinHxQDVy58sAwRgPhgrtyyD0rnN-PwdP8">https://dwellistore.fr/gessi-316-ensemble-douche-54023.html?srltid=AfmBOoqAy2_yHcq2LuLdhdBeNtinHxQDVy58sAwRgPhgrtyyD0rnN-PwdP8</a>	2
Mirror, type 1	Custom		W: 1370   H: 2500mm			1
Mirror, type 2	Custom		W: 1330   H: 1950mm			1
Mixer	Gessi	Gessi316 54019299	Diameter: 60mm		<a href="https://budcamp.com.ua/products/zmishuvach-dlya-vanni-gessi-gessi316-54019299">https://budcamp.com.ua/products/zmishuvach-dlya-vanni-gessi-gessi316-54019299</a>	2
Poof	Porada	Smile	D(W): 600*   H: 450mm		<a href="https://www.porada.it/ru/%D0%B8%D0%B7%D0%B4%D0%B5%D0%BB%D0%B8%D0%B5/smile/">https://www.porada.it/ru/%D0%B8%D0%B7%D0%B4%D0%B5%D0%BB%D0%B8%D0%B5/smile/</a>	1
Shower head	Gessi	Gessi316 (54148-239)	Diameter: 300mm		<a href="https://home-fashion.com.ua/verkhniy-dush-gessi-316-shower-54148-239/">https://home-fashion.com.ua/verkhniy-dush-gessi-316-shower-54148-239/</a>	1
Sink	Aliceceramica	22440101	D(W): 400*   H: 200mm		<a href="https://www.aliceceramica.com/en/collezioni/form-washbasin-oval-60x35-h15/">https://www.aliceceramica.com/en/collezioni/form-washbasin-oval-60x35-h15/</a>	1
Sofa	Poliform	SAINT-GERMAIN	W: 1990*   D: 1200*   H: 400*mm		<a href="https://www.poliform.it/en/products/saint-germain/">https://www.poliform.it/en/products/saint-germain/</a>	1
Toilet	NIC	VASO SOSPESO SEMPLICE RIMLESS cod. 003 699	W: 400   D: 550   H: 330mm		<a href="https://www.nicdesign.it/it/arredo-bagno/sanitari-wc-bidet/wc-e-bidet-sospesi/semplice-wc-e-bidet-sospesi_18.htm">https://www.nicdesign.it/it/arredo-bagno/sanitari-wc-bidet/wc-e-bidet-sospesi/semplice-wc-e-bidet-sospesi_18.htm</a>	1
Toilet end table	Custom		W: 300   D: 300   H: 450mm			1
TV 65"	LG		Diagonal 65"		<a href="https://www.lg.com/us/tvs/lg-65qned80uqa-qned-4k-tv">https://www.lg.com/us/tvs/lg-65qned80uqa-qned-4k-tv</a>	1

MELASTI ARCADE  
Apartments Type B.1

**Sheet name**  
Specifications

**Scale**

**Sheet**  
A123

**SNAAR**