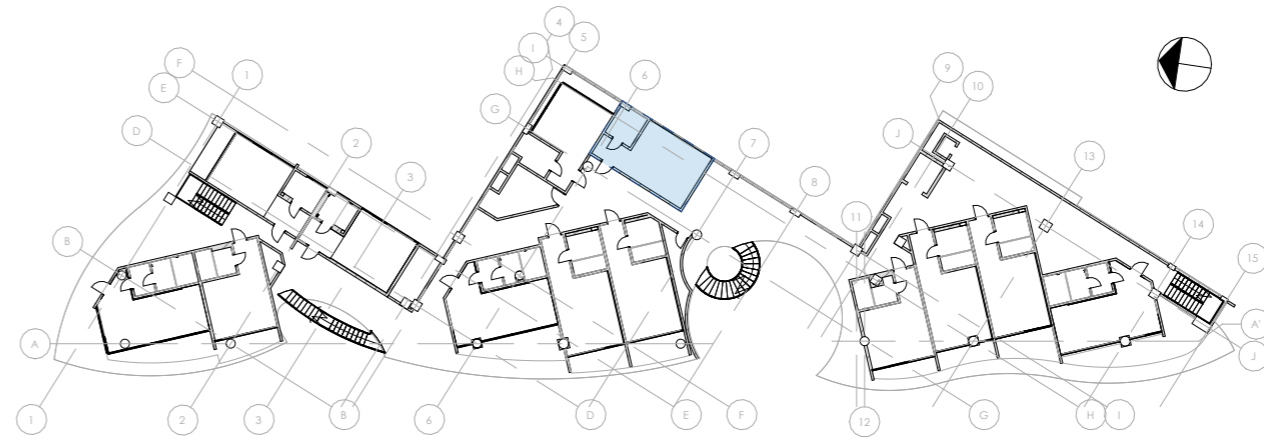


List of working drawings

Sheet Number	Sheet Name
A100	Project Information
A101	Construction plan
A102	Installation plan
A103	Measurement plan
A104	Furniture layout
A105	Plumbing plan
A106	Floor finish plan
A107	Ceiling finish plan
A108	Lighting plan
A109	Lighting groups plan
A110	Sockets & electrical output layout
A112	Wall finish plan
A113	Marking plan
A114	Wall elevations
A115	Wall elevations
A116	Wall elevations
A117	Specifications
A118	Specifications
A119	Specifications
A120	Specifications



Key plan Type H

1 : 500

Notes:

1. It is allowed to make changes to the Design project during the implementation process, subject to agreement with the architect.
2. The visualizations in this album are a conditional indicative image of the finished object and should be considered together with the drawings and equipment.
3. Non-standard structures, complex elements and structural units are developed by the relevant contractor on the basis of the technical specifications issued by the architect.

MELASTI ARCADE
Apartments Type H

Sheet name

Project Information

Scale

1 : 500

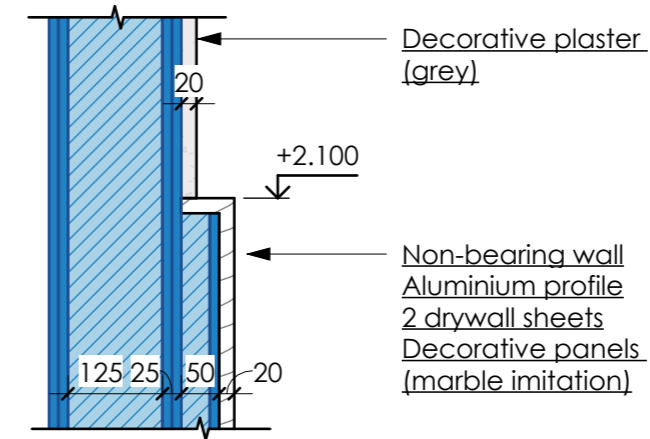
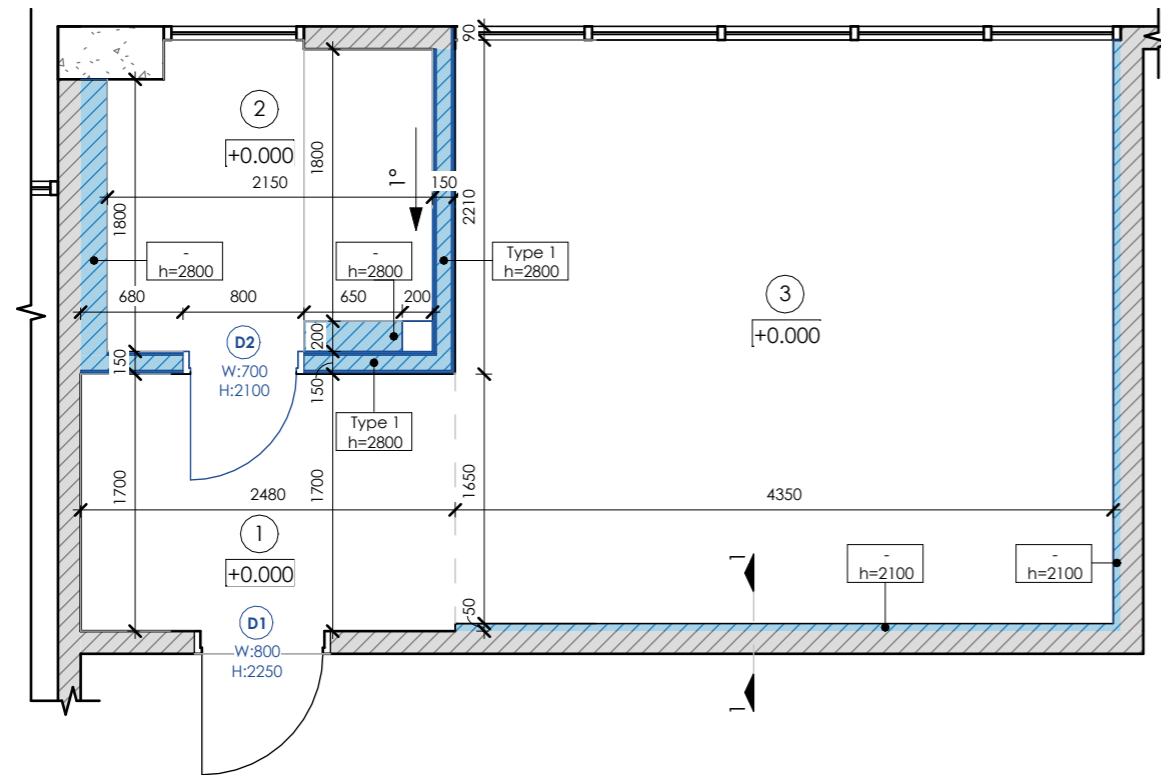
Sheet

A100

SNAAR

Installation

1 : 50



Section 1-1

1 : 10

Notes:

1. All dimensions are design. Before ordering, manufacturing, installation, it is imperative to perform actual measurements.
2. The color and texture of the materials are agreed only on real samples.
3. In case of changes in dimensions or position in space, coordinate with the project architect.

Wall Schedule

Mark	On the plan	Description	Thickness	Volume
Type 1		Aluminium profile 125mm - Drywall 12.5mm, 2 sheet, two sides	150 mm	1.65 m ³

Door Schedule

Mark	Count	Description	Opening type	Finish inside	Finish outside
D1	1	Concealed installation door 800x2250mm (clear canvas)	Left hand/outside	Decorative plaster (grey)	-
D2	1	Concealed installation door 700x2100mm (clear canvas)	Left hand/outside	Tile, type 2 (wood imitation)	Decorative plaster (grey)

Room Schedule

No	Name	Area
1	Hallway	4.2 m ²
2	Bathroom	4.1 m ²
3	Bedroom	16.9 m ²
Total area:		25.2 m ²

MELASTI ARCADE
Apartments Type H

Sheet name

Installation plan

Scale

As indicated

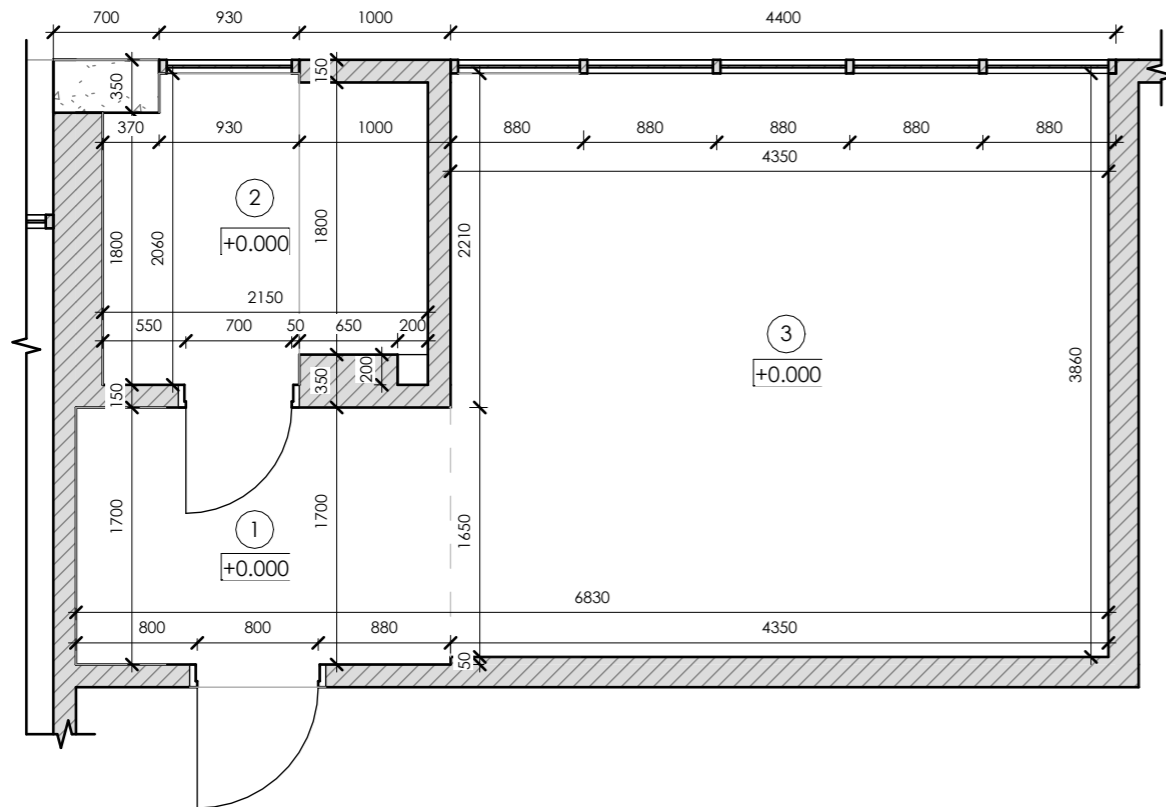
Sheet

A102

SNAAR

Measurement

1 : 50



Notes:
 1. The contractor develops detailed drawings and coordinates the content and dimensions with the architect of the project.

2. All dimensions are design. Before ordering, manufacturing, installation of furniture, it is imperative to perform actual measurements.

3. The color and texture of the materials are agreed only on real samples.

4. In case of changes in dimensions or position in space, coordinate with the project architect.

MELASTI ARCADE
 Apartments Type H

Sheet name
 Measurement plan

Scale
 1 : 50

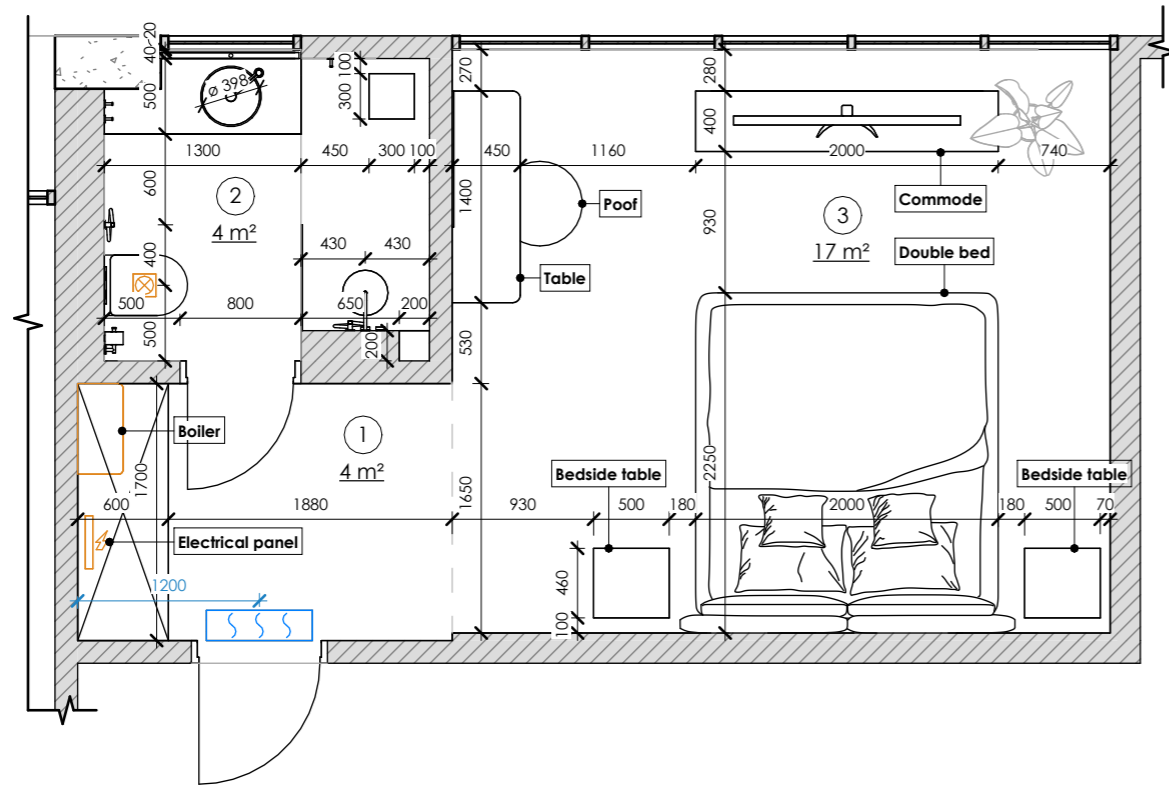
Sheet
 A103

Room Schedule		
No	Name	Area
1	Hallway	4.2 m ²
2	Bathroom	4.1 m ²
3	Bedroom	16.9 m ²
Total area:		25.2 m ²

SNAAR

Furniture

1 : 50



Notes:

1. The contractor develops detailed drawings and coordinates the content and dimensions with the architect of the project.

2. All dimensions are design. Before ordering, manufacturing, installation of furniture, it is imperative to perform actual measurements.

3. The color and texture of the materials are agreed only on real samples.

4. In case of changes in dimensions or position in space, coordinate with the project architect.

5. Dimensions marked with "*" are approximate values. For clarification, see the "Specifications" sheet.

MELASTI ARCADE
Apartments Type H

Sheet name

Furniture layout

Scale

1 : 50

Sheet

A104

SNAAR

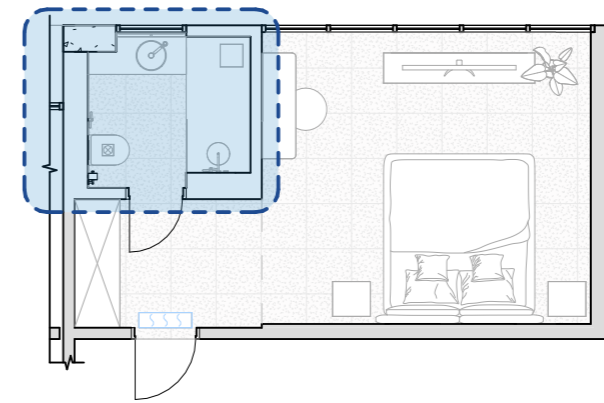
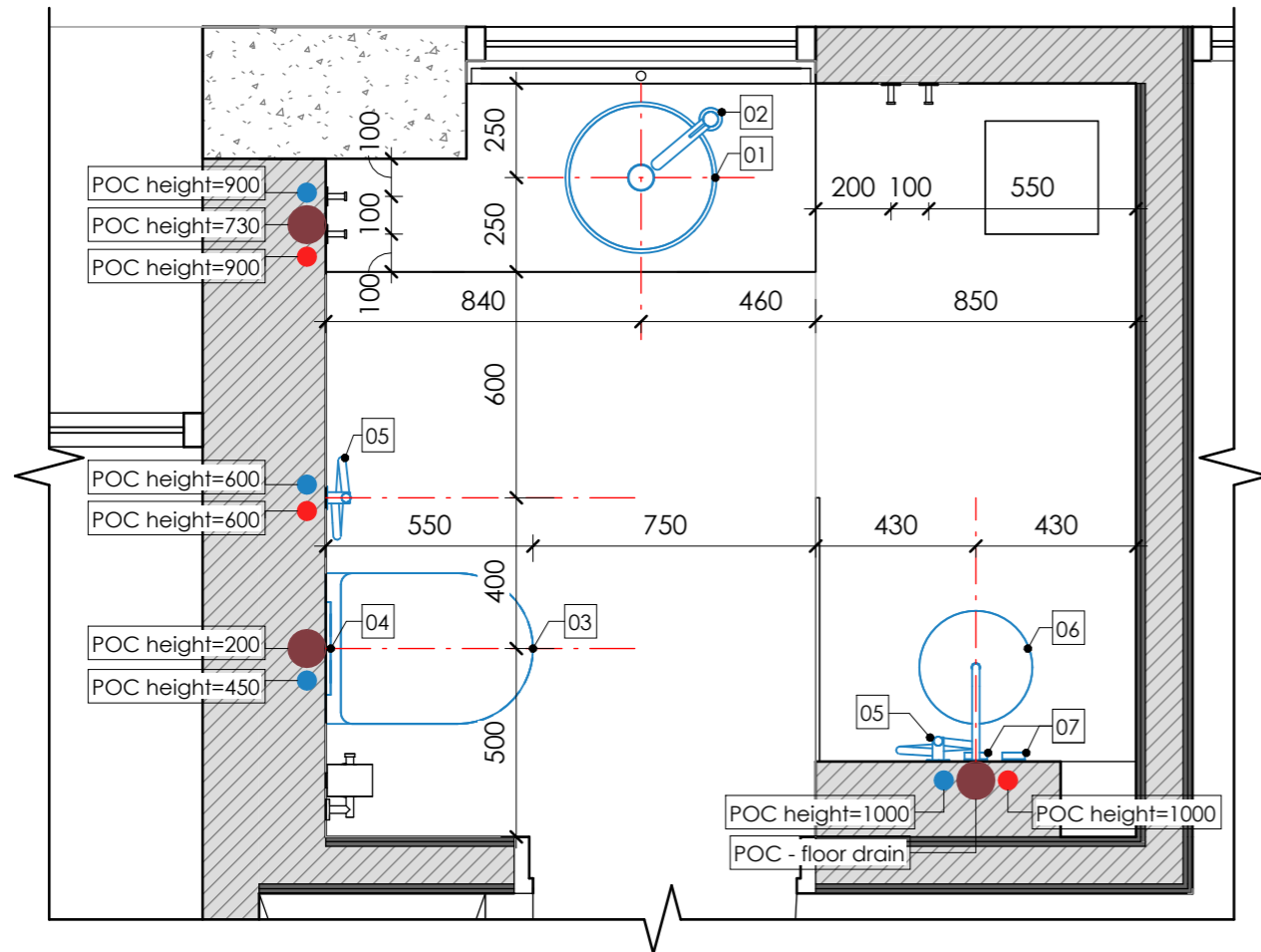
Room Schedule

No	Name	Area
1	Hallway	4.2 m ²
2	Bathroom	4.1 m ²
3	Bedroom	16.9 m ²

Total area: 25.2 m²

Bathroom

1 : 20



- Notes:
1. Dimensions do not include plaster and wall finishes, the dimensions must be clarified upon actual
 2. Clarify the connection according to the technical cards of the installed plumbing fixtures
 3. Models of sanitary equipment can be specified during the design process
 4. All inspection hatches of concealed installation in the finish of the wall on which they are located (specify the location)
 5. Dimensions marked with "*" are approximate values. For clarification, see the "Specifications" sheet.

Legend :

- Domestic hot water
- Domestic cold water
- Sanitary waste

MELASTI ARCADE
Apartments Type H

Sheet name

Plumbing plan

Scale

As indicated

Sheet

A105

SNAAR

Plumbing Fixture Schedule			
Mark	Symbol	Description	Count
01		Sink	1
02		Faucet h.360	1
03		WC wall-hung	1
04		Rectangular drain button	1

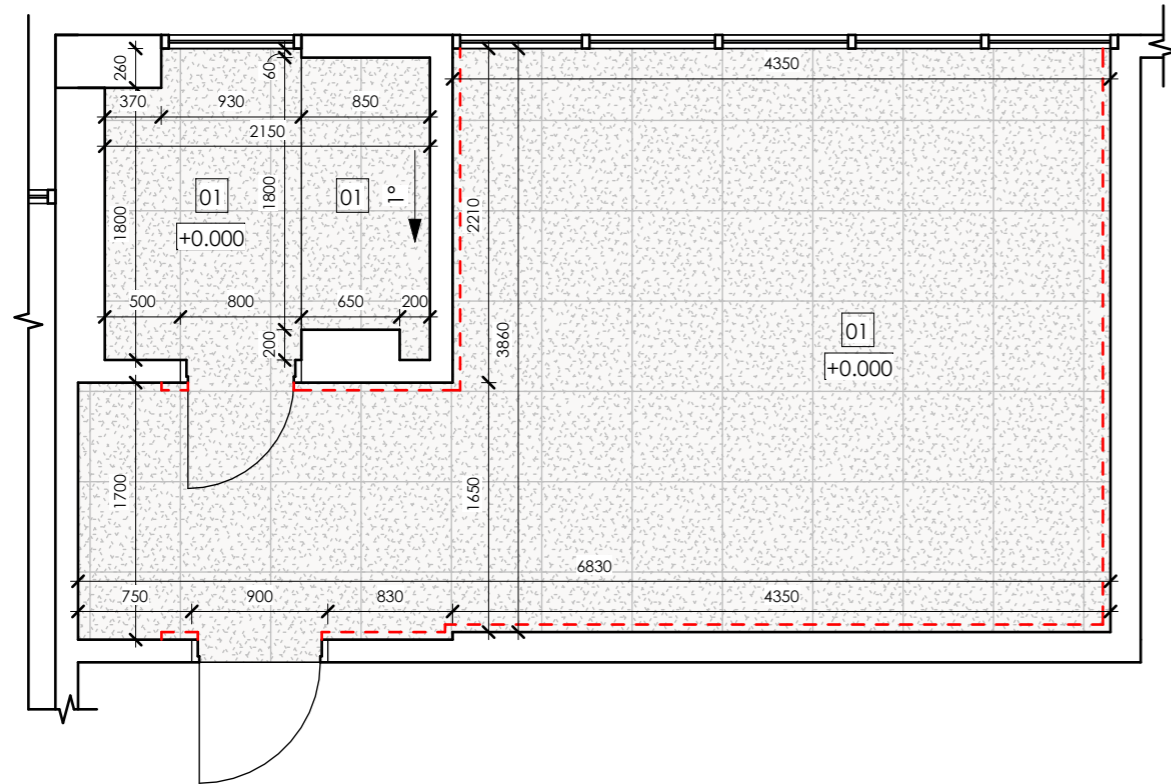
Plumbing Fixture Schedule			
Mark	Symbol	Description	Count
05		Hygienic showerhead	2
06		Tropical showerhead	1
07		Valve	2

Room Schedule



Nr	Name	Area
1	Hallway	4.2 m ²
2	Bathroom	4.1 m ²
3	Bedroom	16.9 m ²
Total area:		25.2 m ²

Floor finish

1 : 50




Floor Schedule

Mark	Description	Material	Location	On the plan	Appearance	Area
01	Tile type 1 (grey)	Stoneware	Bathroom/ Bedroom/ Hallway			25.4 m ²

Total area:

25.4 m²

Hidden skirting board Schedule

Mark	Image	Length
SB-1		13 m

Legend :

 Hidden skirting board

Notes:

1. The area of materials is indicated without trimming and stock.
Recommended stock amount - 15%

2. Finishing materials are agreed separately with samples

3. Floor joints should be made strictly under the bottom of the interior doors leaves

4. Before laying the floor coverings, lay out dry and adjust the offset

5. Dimensions are indicated without wall coverings

6. Important!
Dimensions are indicated for preliminary calculation, proceed with installation only after control measurements.

MELASTI ARCADE
Apartments Type H

Sheet name

Floor finish plan

Scale

As indicated

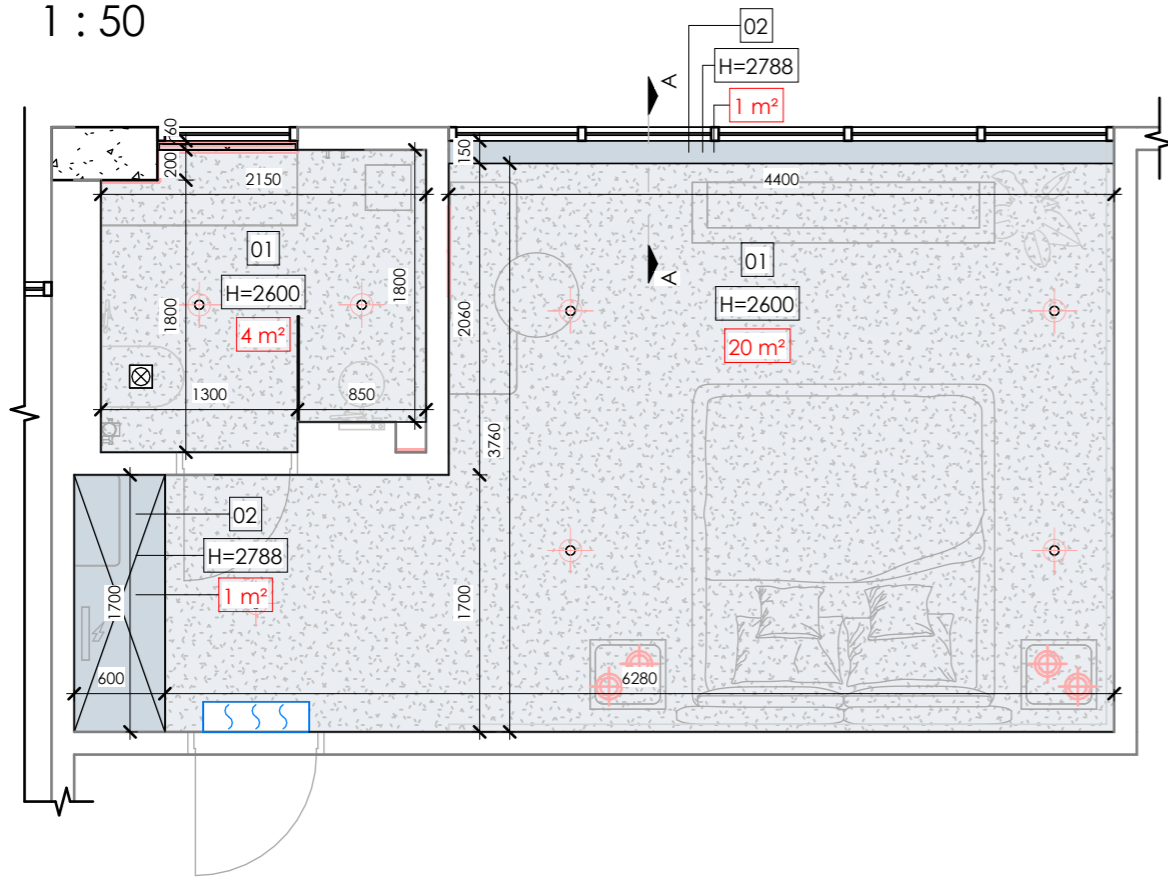
Sheet

A106

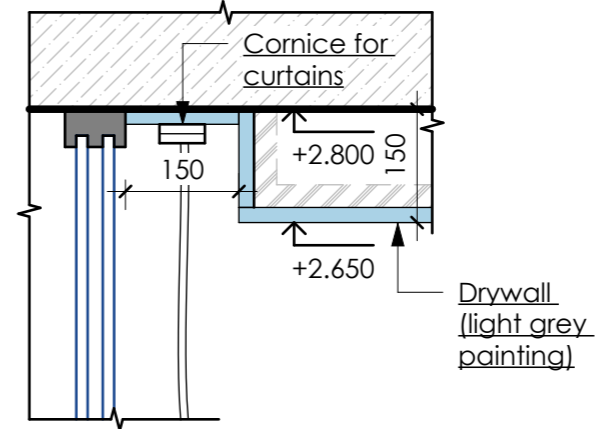
SNAAR

Ceiling

1 : 50



Section A-A



Notes:
1. Ceiling covering - plaster, painting. Coordinate the color with samples on the object with the designer

2. Areas are indicated without calculation for pruning and stock. Recommended margin - 15%

3. Important! In the place intended for blinds, provide for a cornice, model, dimensions and bindings to agree

4. Dimensions are indicated without plaster and wall decoration

Ceiling Schedule

Mark	On the plan	Description	Area	Finish
01		Suspended ceiling. 1 drywall sheet 12.5mm on metal frame	24 m ²	Plaster for painting
02		1 drywall sheet 12.5mm	2 m ²	Plaster for painting

Total area:

26 m²

Legend :

- Ceiling LED
- Shadow seam
- Ceiling height offset from level

MELASTI ARCADE
Apartments Type H

Sheet name

Ceiling finish plan

Scale

As indicated

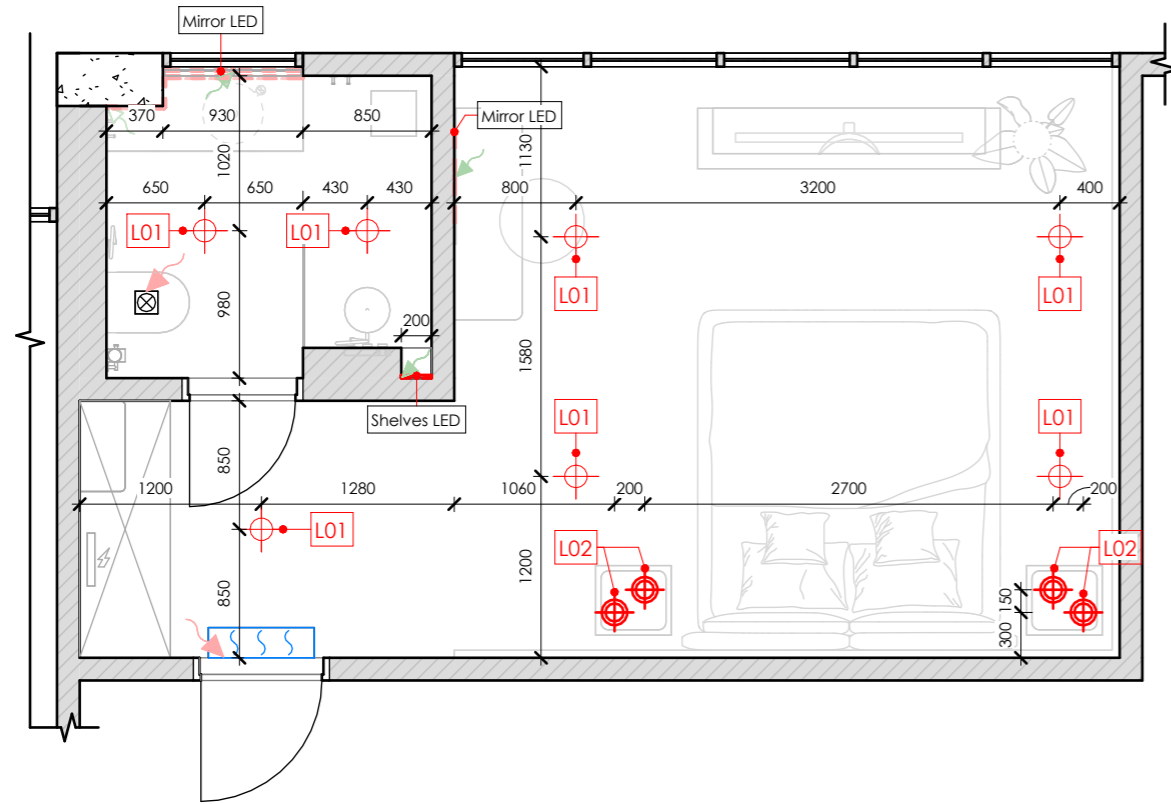
Sheet

A107

SNAAR

Lighting

1 : 50



Lighting Fixture Schedule				
Mark	Description	Count	Symbol	Appearance
L01	Built-in spot light	7		
L02	Pendant light, type 1	4		

Grand total: 11

LED line Schedule	
Mark	Length
LED1	6,600 mm

Legend :

- LED line
- 220V wire output for LED line connection
- 12V wire output for LED line connection

- Notes:
1. Binding to lighting equipment is indicated in the center of the device
 2. Information about the heights of the lights and electrical outlets is on the "Wall elevations"
 3. The lengths are indicated without a margin
 4. The plan is considered together with the sheets "Ceiling finish plan", "Lighting groups plan"
 5. Dimensions marked with a "*" are for approximate placement of the floor lamp elements. See the "wall elevation" sheet for clarification

MELASTI ARCADE
Apartments Type H

Sheet name

Lighting plan

Scale

As indicated

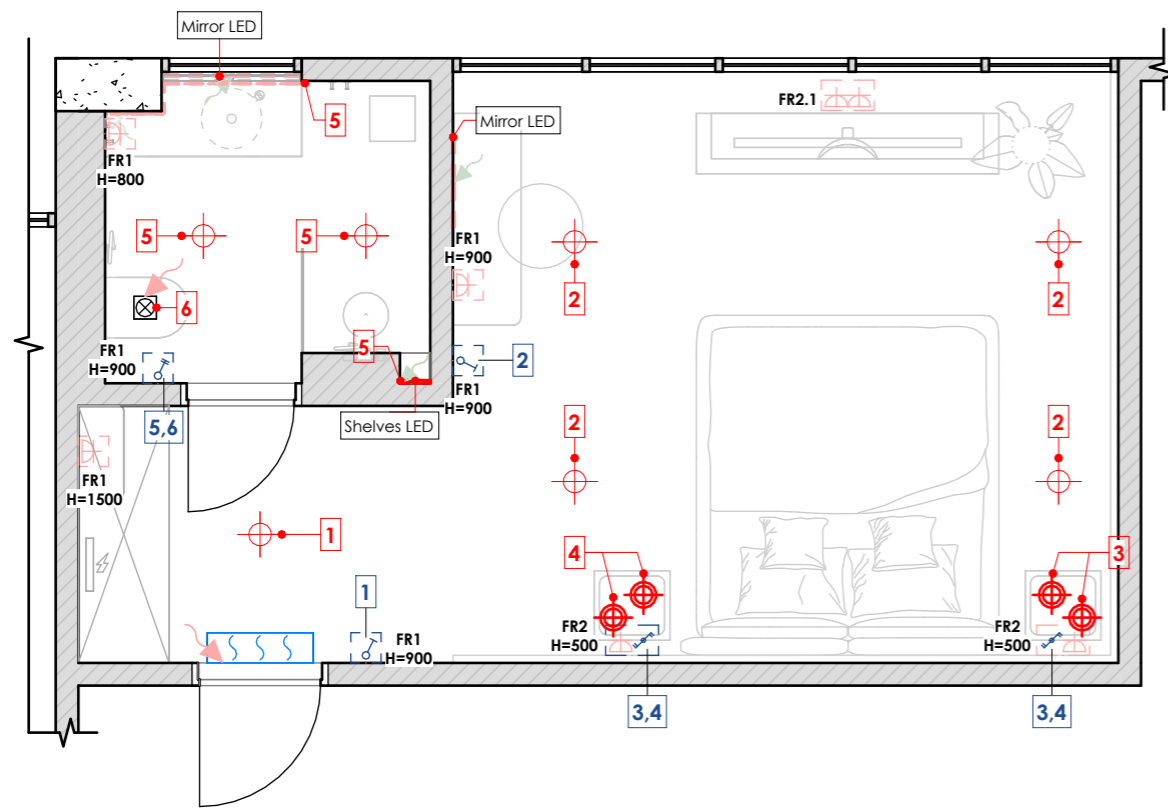
Sheet

A108

SNAAR

Light groups

1 : 50



Electrical Frame Schedule

Mark	Count	Description	Installation type
FR1	6	Frame 1-post	Wall mounted
FR2	2	Frame 2-post	Wall mounted
FR2.1	1	Frame 2-post	Face mounted
Total:	9		

Notes:
 1. The size is specified to the center of the element (both in height and in width)
 2. Read the diagram along with 'Lighting groups plan', and 'Electrical specification'

MELASTI ARCADE
 Apartments Type H

Sheet name
 Lighting groups plan

Scale
 As indicated

Sheet
 A109

SNAAR

Legend :

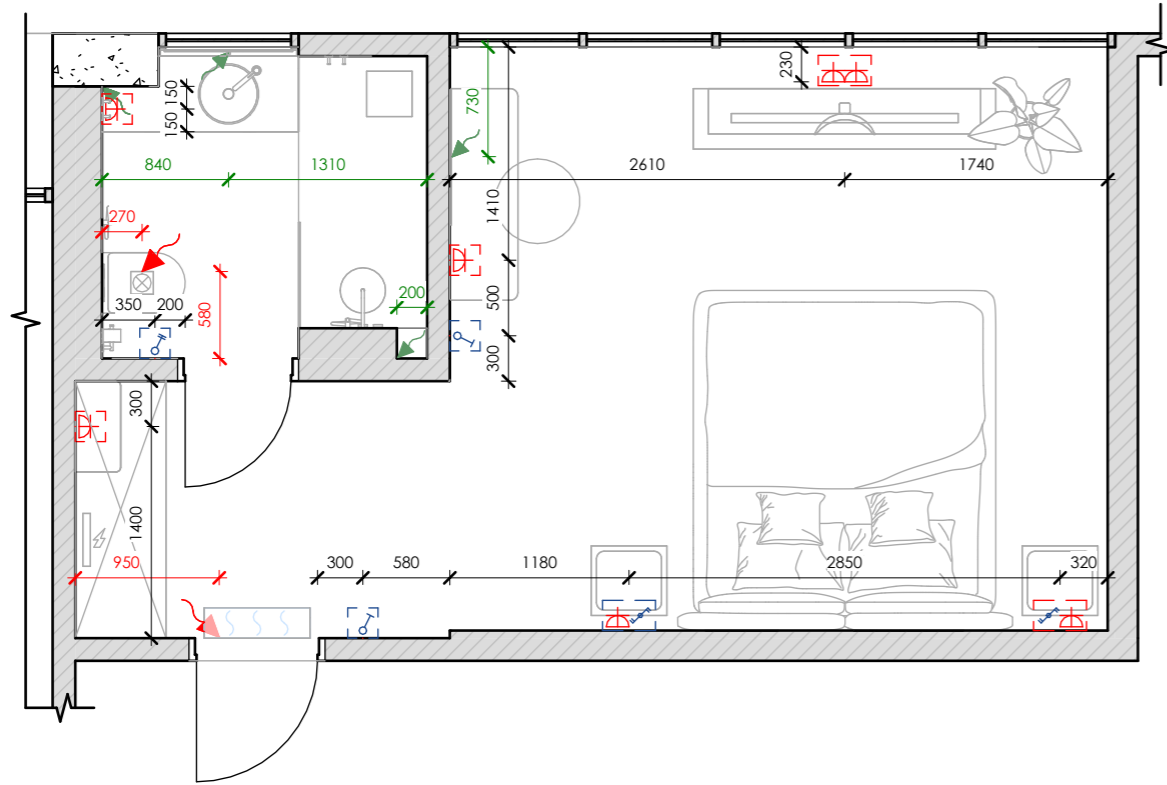
--- LED line







↘ 220V wire output for LED line connection

↘ 12V wire output for LED line connection

Sockets & electrical output

1 : 50



Socket/ Switch/ Output Schedule		
Symbol	Count	Description
	2	One-key switch
	1	Two-key switch
	2	Two-key through switch
	7	12V Output
	7	220V Socket
	2	220V Output
Total:	21	

Notes:
 1. The size is specified to the center of the element (both in height and in width)
 2. Read the diagram along with 'Lighting groups plan', and 'Electrical specification'

MELASTI ARCADE
 Apartments Type H

Sheet name
 Sockets & electrical
 output layout

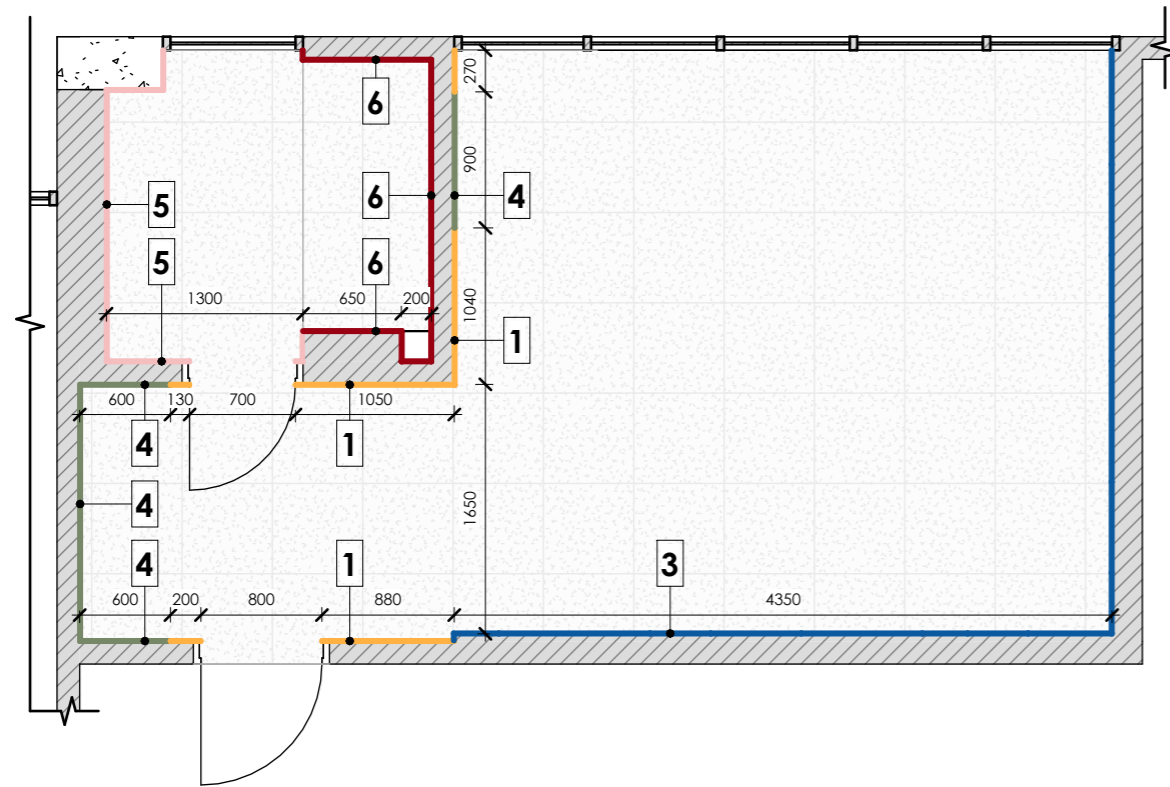
Scale
 1 : 50

Sheet
 A110

SNAAR

Wall finish

1 : 50



Wall Finish Schedule

Mark	Description	On the plan	Pattern	Visualization	Area
1	Decorative plaster (grey)				14 m ²
3	MDi panel (marble imitation)				17 m ²
4	Plaster without finishing (behind furniture)				10 m ²

Wall Finish Schedule

Mark	Description	On the plan	Pattern	Visualization	Area
5	Tile, type 2 (wood imitation)				9 m ²
6	Tile, type 3 (travertine)				10 m ²

Notes:
1. All sizes are specified on site

2. Inform the architect about all discrepancies

3. Check the sheet with the wall markings

MELASTI ARCADE
Apartments Type H

Sheet name

Wall finish plan

Scale

1 : 50

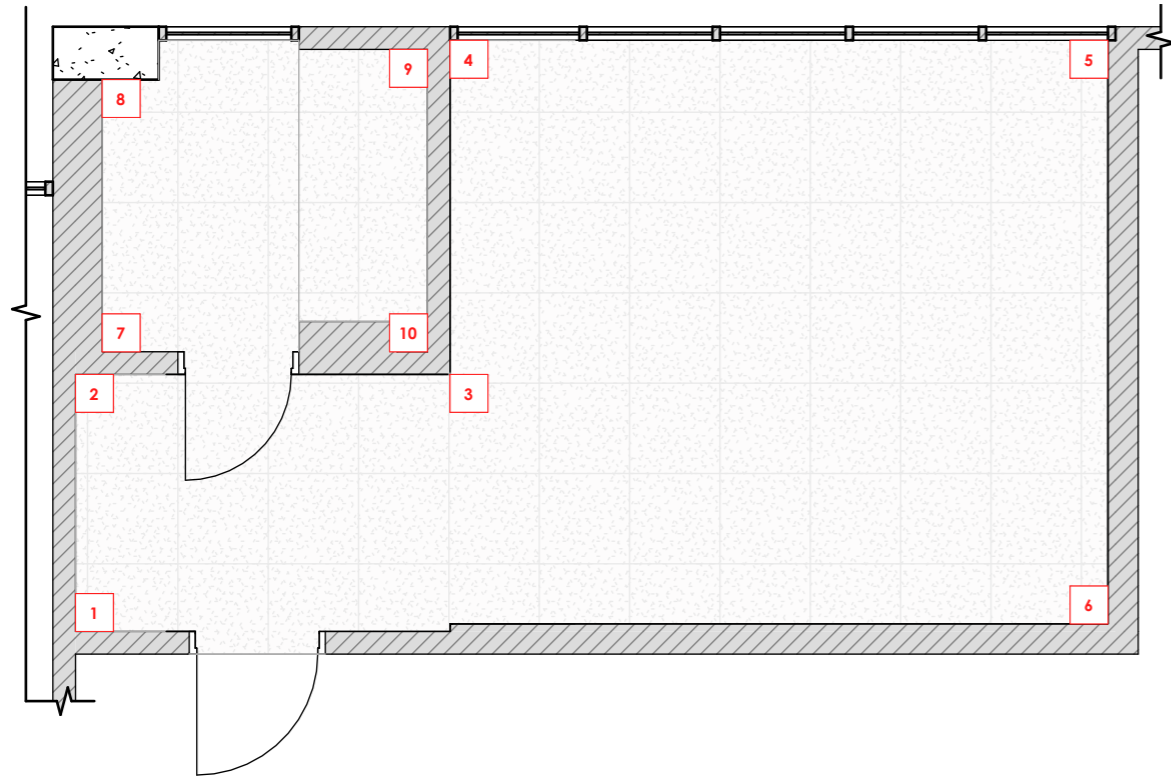
Sheet

A112

SNAAR

Marking

1 : 50



Notes:
1. Check the sheet with the wall markings

MELASTI ARCADE
Apartments Type H

Sheet name

Marking plan

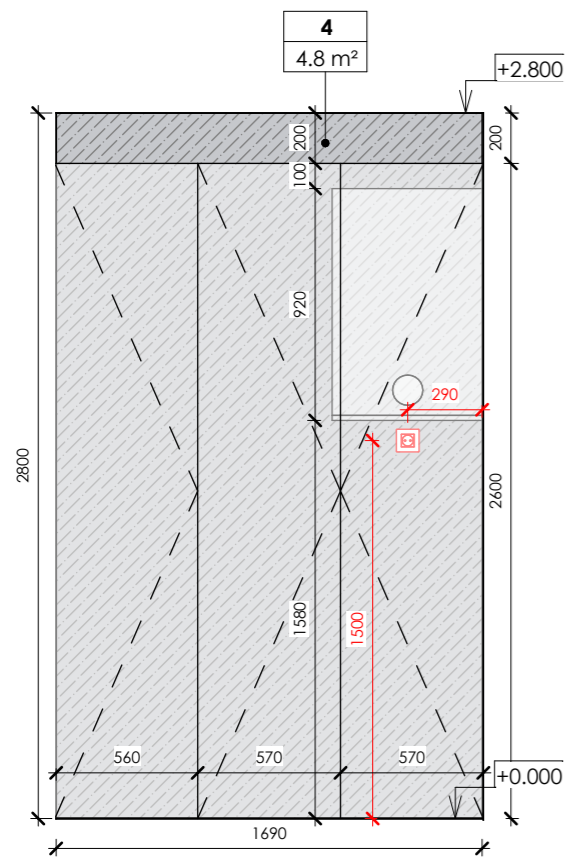
Scale

1 : 50

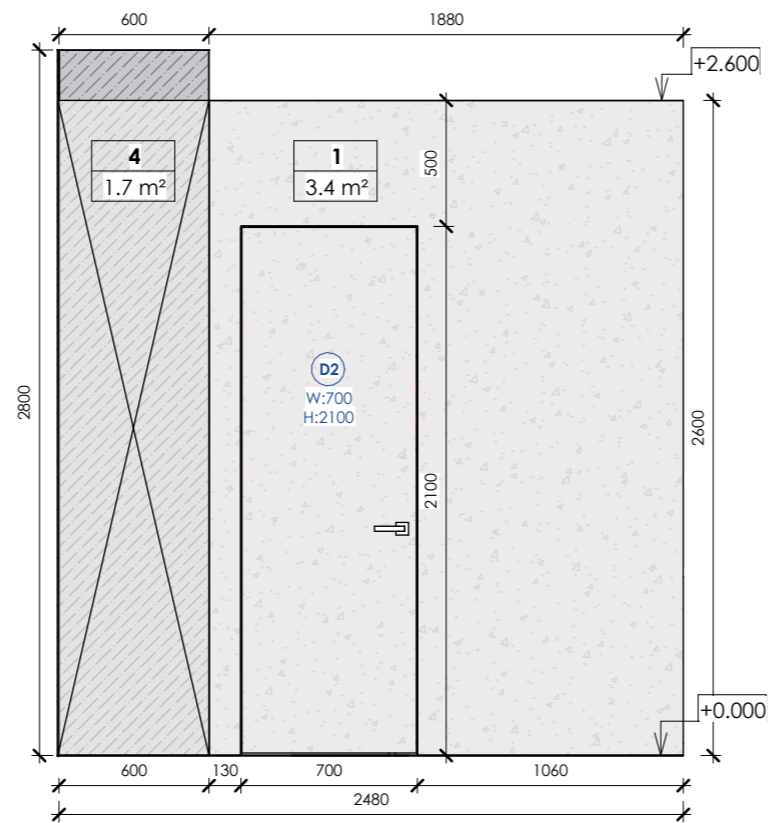
Sheet

A113

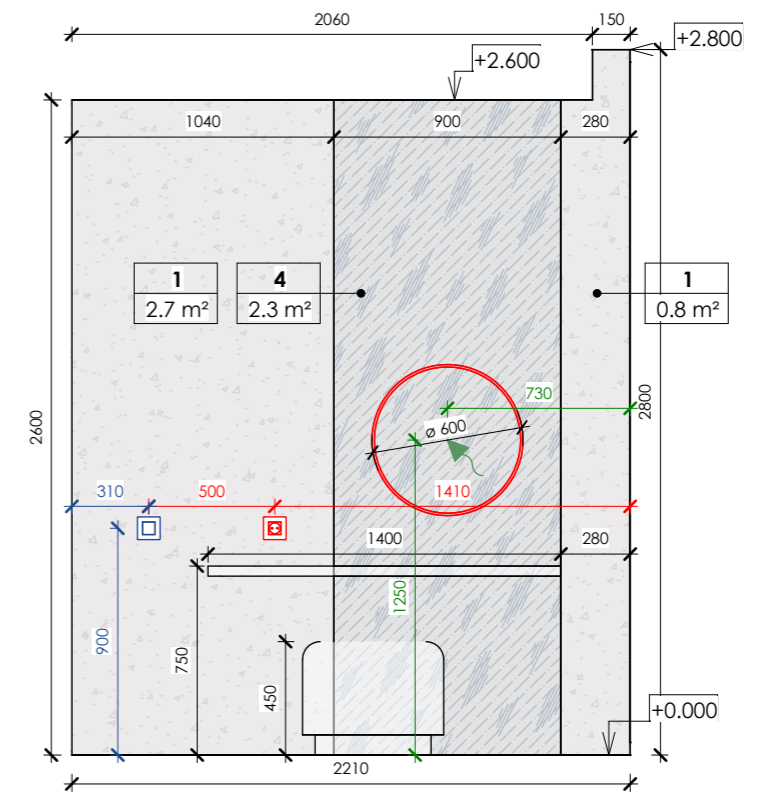
SNAAR



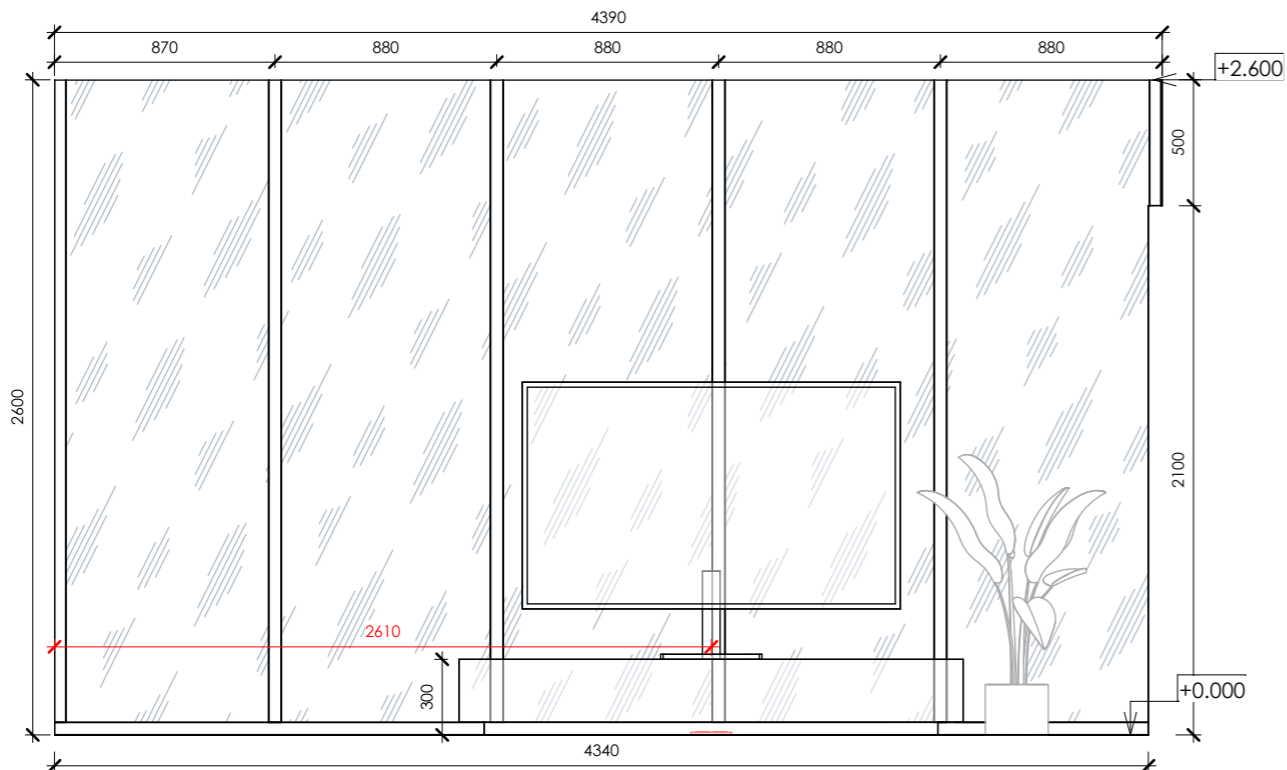
1-2



2-3



3-4



4-5

General Wall Finish Schedule			
Mark	Finish	Pattern	Total area
1	Decorative plaster (grey)		14 m ²
3	MDi panel (marble imitation)		17 m ²
4	Plaster without finishing (behind furniture)		10 m ²
5	Tile, type 2 (wood imitation)		9 m ²
6	Tile, type 3 (travertine)		10 m ²

Notes:
 1. All dimensions are to be specified on the spot
 2. Notify the architect of all discrepancies

Legend :

- LED line
- 220V wire output for LED
- 12V wire output for LED
- One-key switch
- Two-key switch
- Two-key through switch
- 220V socket

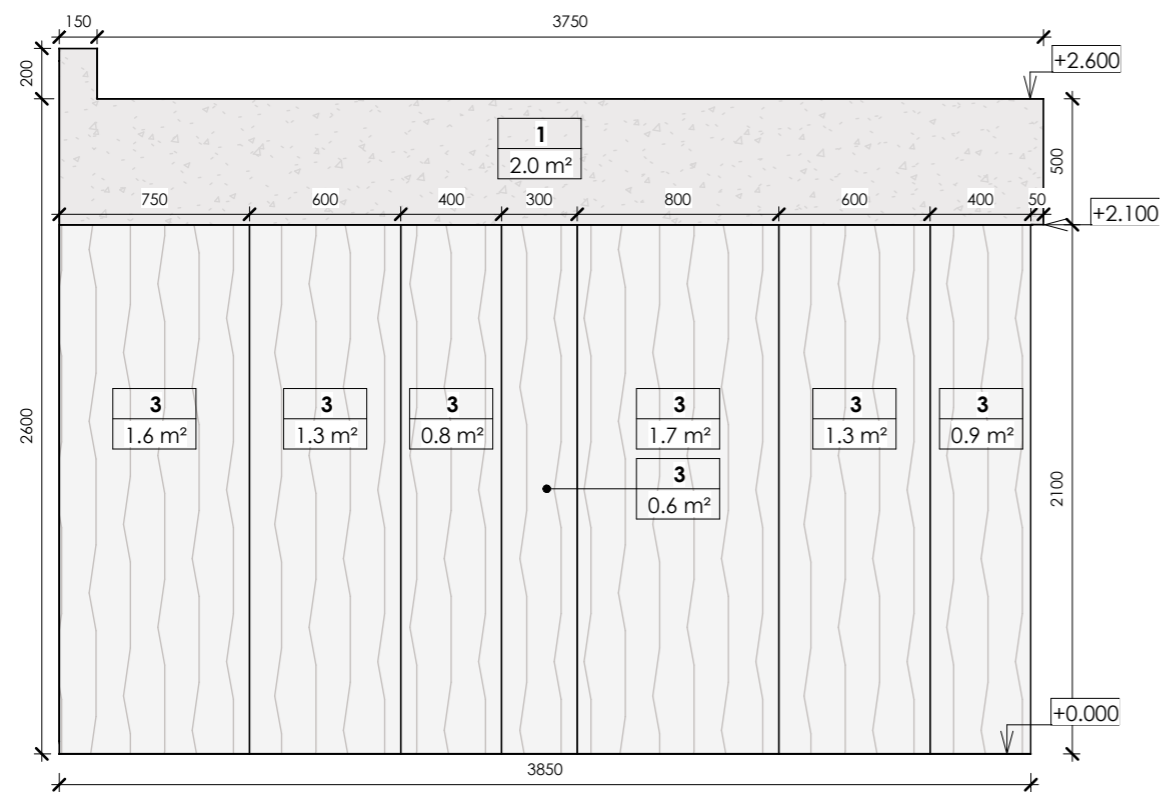
MELASTI ARCADE
 Apartments Type H

Sheet name
 Wall elevations

Scale
 As indicated

Sheet
 A114

SNAAR



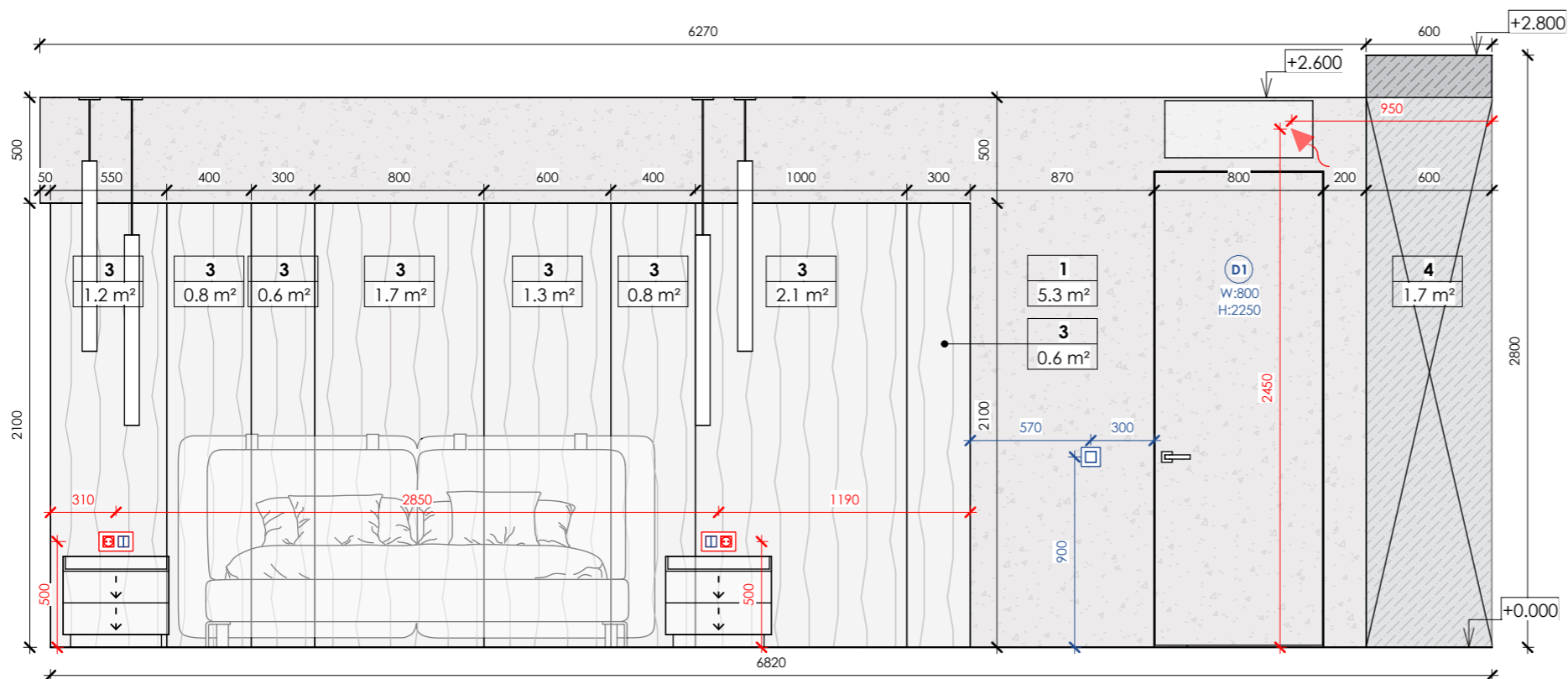
5-6

General Wall Finish Schedule			
Mark	Finish	Pattern	Total area
1	Decorative plaster (grey)		14 m ²
3	MDi panel (marble imitation)		17 m ²
4	Plaster without finishing (behind furniture)		10 m ²
5	Tile, type 2 (wood imitation)		9 m ²
6	Tile, type 3 (travertine)		10 m ²

Notes:
 1. All dimensions are to be specified on the spot
 2. Notify the architect of all discrepancies

Legend :

- LED line
- 220V wire output for LED
- 12V wire output for LED
- One-key switch
- Two-key switch
- Two-key through switch
- 220V socket



6-1

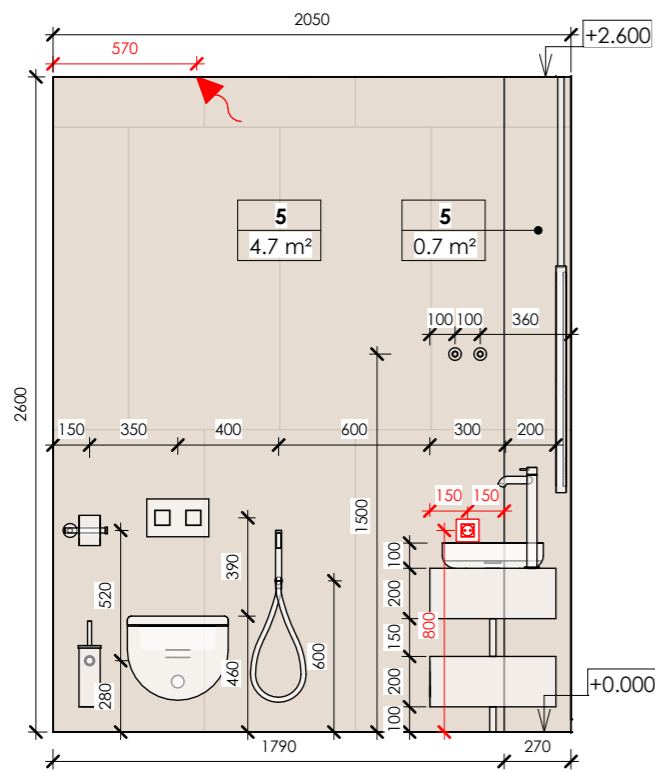
MELASTI ARCADE
 Apartments Type H

Sheet name
 Wall elevations

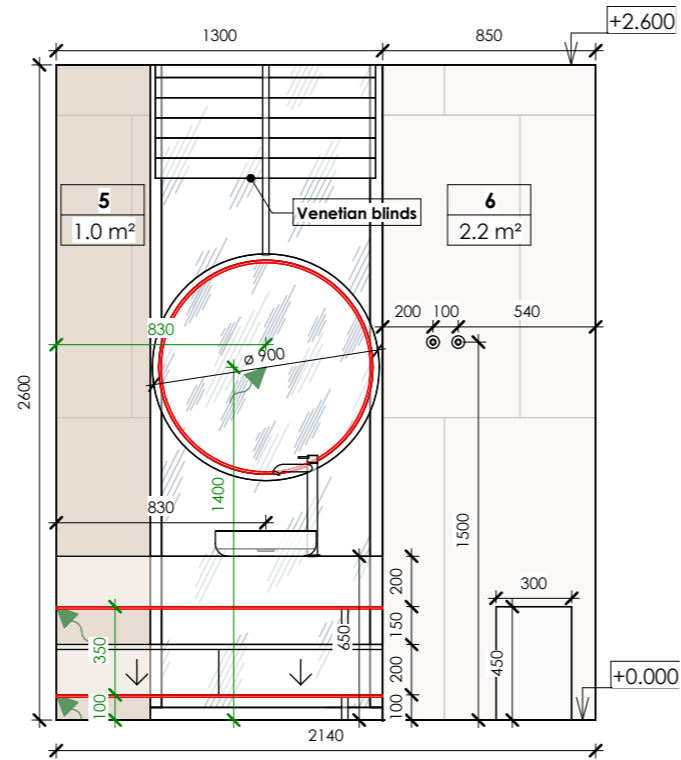
Scale
 As indicated

Sheet
 A115

SNAAR

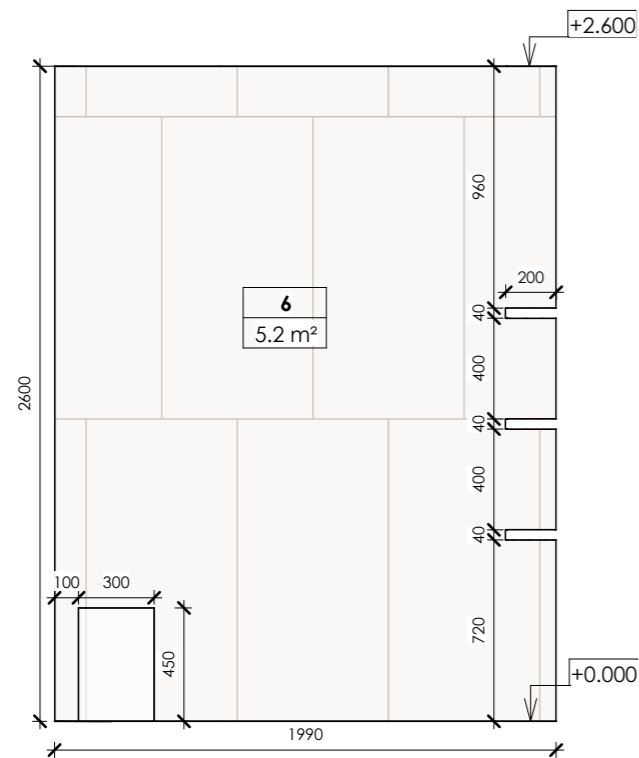


7-8

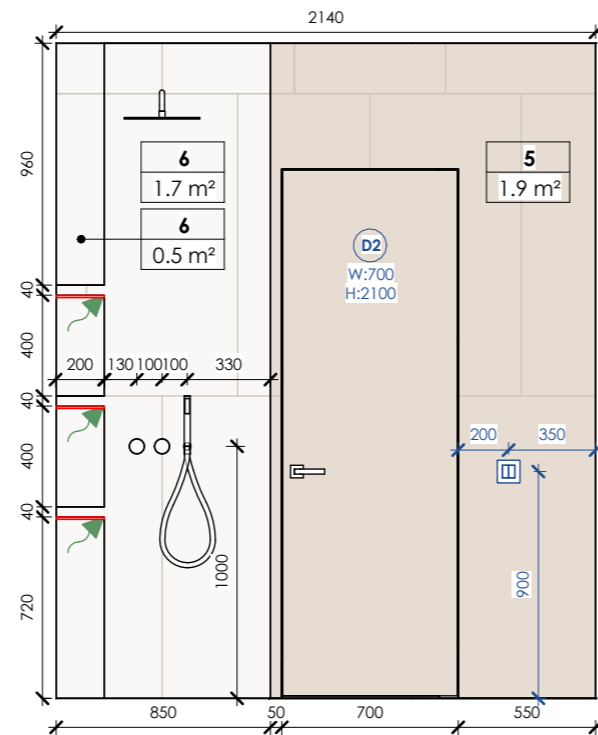


8-9

General Wall Finish Schedule			
Mark	Finish	Pattern	Total area
1	Decorative plaster (grey)		14 m ²
3	MDi panel (marble imitation)		17 m ²
4	Plaster without finishing (behind furniture)		10 m ²
5	Tile, type 2 (wood imitation)		9 m ²
6	Tile, type 3 (travertine)		10 m ²



9-10



10-7

Notes:
 1. All dimensions are to be specified on the spot
 2. Notify the architect of all discrepancies

Legend :

- LED line
- 220V wire output for LED
- 12V wire output for LED
- One-key switch
- Two-key switch
- Two-key through switch
- 220V socket

MELASTI ARCADE
 Apartments Type H

Sheet name

Wall elevations

Scale







As indicated

Sheet

A116

SNAAR

Material Takeoff

Material Name	Image	Manufacturer	Notes	Product Link	Area
Decorative plaster (grey)		CERESIT	CT 35 MAJORCA 1MJ1	https://ceresit.ua/ru/catalog/uteplennyya-fasadiv/ceresit-ct-35.html	14 m ²
Glass, type 1		Local market			8 m ²
MDi panel (marble imitation)		INALCO	BRAZZA	https://www.inalco.global/en/mdi-collections/brazza	17 m ²
Mirror, type 1		Local market			1 m ²
Plaster for painting		Local market	RAL 9010		26 m ²
Plaster without finishing (behind furniture)		Local market	RAL 9003		10 m ²
Tile, type 1 (grey)		Urbatek Xtone Bottega Porcelanosa	600x600mm	https://mascompany.com.ua/product/keramicheskaya-shirokoformatnaya-plita-xtone-bottega-acero/	25 m ²
Tile, type 2 (wood imitation)		Atlas Concorde Log	1200x600mm	https://www.atlasconcorde.com/en/ac-collection/log	9 m ²
Tile, type 3 (travertine)		Marazzi	1200x600mm	https://www.marazzigroup.com/collections/mystone-travertino-collection/	10 m ²

MELASTI ARCADE
Apartments Type H

Sheet name

Specifications

Scale

Sheet
A117

SNAAR

Lighting Fixture Specification

Symbol	Product Name	Manufacturer	Product Code	Product Photo	Product Link	Count
	LED	Philips	Philips Hue LightStrips Plus		https://www.philips-hue.com/en-us/p/hue-white-and-color-ambi	13
	Spot light, type 1	Astro	Blanco Round Fixed		https://www.astrolighting.com/products/1253004-blanco-round-fixed?site=professional	7
	Pendant light, type 1	VIBIA	Halo jewel		https://vibia.com/en/int/collections/hanging-lamps-halo-jewel-hanging	4

Electrical Specification

Symbol	Product Name	Manufacturer	Product Code	Product Photo	Product Link	Count
	Frame 1-post	Schneider Electric	EPH5800171		https://elektronik.kiev.ua/index.php/shop/rostki-i-vik-2/rozetki-i-vik-schneider/schnaider-asfora/asfora-ant ratsit/ramka-schneider-shnajder-asfora-plus-1-post-gorizontalnaya-anratsit	6
	Frame 2-post	Schneider Electric	EPH5800271		https://elektronik.kiev.ua/index.php/shop/rostki-i-vik-2/rozetki-i-vik-schneider/schnaider-asfora/asfora-ant ratsit/ramka-schneider-shnajder-asfora-plus-2-postovaya-gorizontalnaya-anratsit	3
	Two-key through switch	Schneider Electric	EPH0300171		https://elektronik.kiev.ua/index.php/shop/rostki-i-vik-2/rozetki-i-vik-schneider/schnaider-asfora/asfora-ant ratsit/pereklyu chatel-schneider-shnajder-asfora-plus-2-klavishnyj-prokhdnoj-anratsit	2
	220V Socket	Schneider Electric	EPH2900171		https://elektronik.kiev.ua/index.php/shop/rostki-i-vik-2/rozetki-i-vik-schneider/schnaider-asfora/asfora-ant ratsit/rozetka-schneider-shnajder-asfora-plus-s-zazemleniem-anratsit	7
	Two-key switch	Schneider Electric	EPH0300171		https://elektronik.kiev.ua/index.php/shop/rostki-i-vik-2/rozetki-i-vik-schneider/schnaider-asfora/asfora-ant ratsit/pereklyu chatel-schneider-shnajder-asfora-plus-2-klavishnyj-prokhdnoj-anratsit	1
	One-key switch	Schneider Electric	EPH0100171		https://elektronik.kiev.ua/index.php/shop/rostki-i-vik-2/rozetki-i-vik-schneider/schnaider-asfora/asfora-ant ratsit/vyklyuch atel-schneider-shnajder-asfora-plus-1-klavishnyj-anratsit	2

MELASTI ARCADE
Apartments Type H

Sheet name










Specifications

Scale

Sheet
A118

SNAAR

General Specification

Product Name	Manufacturer	Product Code	Dimensions	Product Photo	Product Link	Count
Air conditioner	LG	LG PC24SQ	W: 820 D: 200 H: 270mm		https://www.lg.com/ua/aircon/lg-pc24sq	1
Bed	Minotti	Tatlin "Soft"	W: 2000 L: 2250 H: 300*mm		https://www.minotti.com/en/tatlin-soft	1
Bedside table	Minotti	Darren	W: 500 D: 460 H: 430mm		https://www.minotti.com/en/darren	2
Boiler	Bosch	Tronic 3500	W: 600 D: 300 H: 920mm		https://bosch-centre.com.ua/ploskyi-elektrychnyi-boiler-bosch-tronic-3500-tr3501-100-ebp-7736507294	1
Commode	Custom		W: 2000 D: 400 H: 300mm			1
Exhaust fan	Ergovent	Rondo	Diameter: 150mm		https://www.ergovent.co.uk/	1
Faucet	Aliceceramica	22440101	H: 360*mm		https://www.aliceceramica.com/en/collezioni/form-washbasin-oval-60x35-h15/	1
Glass panel	Custom		W: 650 H: 2400mm			1
Hygienic shower	Gessi	Gessi 316 Set Douche	Connection diameter: 60mm		https://dwellistore.fr/gessi-316-ensemble-douche-54023.html?srsId=AfmBOoqAy2_yHcq2LuLdhdBeNfinHxQDVy58sAwRgPhgrtyyD0rnN-PwdP8	2

MELASTI ARCADE
Apartments Type H










Sheet name
Specifications

Scale

Sheet
A119

SNAAR

General Specification

Product Name	Manufacturer	Product Code	Dimensions	Product Photo	Product Link	Count
Mirror, type 1	Custom		W: 900 H: 2600mm			1
Mirror, type 2	Custom		Diameter: 900mm			1
Mixer	Gessi	Gessi316 54019299	Diameter: 60mm		https://budcamp.com.ua/products/zmishuvach-dlya-vanni-gessi-gessi316-54019299	2
Poof	Porada	Smile	D(W): 600* H: 450mm		https://www.porada.it/ru/%D0%B8%D0%B7%D0%B4%D0%B5%D0%BB%D0%B8%D0%B5/smile/	1
Shower head	Gessi	Gessi316 (54148-239)	Diameter: 300mm		https://home-fashion.com.ua/verkhniy-dush-gessi-316-shower-54148-239/	1
Sink	Aliceceramica	22440101	D(W): 400* H: 200mm		https://www.aliceceramica.com/en/collezioni/form-washbasin-oval-60x35-h15/	1
Toilet	NIC	VASO SOSPESO SEMPLICE RIMLESS cod. 003 699	W: 400 D: 550 H: 330mm		https://www.nicdesign.it/it/arredo-bagno/sanitari-wc-bidet/wc-e-bidet-sospesi/semplICE-wc-e-bidet-sospesi_18.htm	1
Toilet end table	Custom		W: 300 D: 300 H: 450mm			1
TV 65"	LG		Diagonal 65"		https://www.lg.com/us/tvs/lg-65qned80uqa-qned-4k-tv	1
Venetian blinds	Luxaflex		W: 875 H: 2600mm		https://www.luxaflex.co.uk/products/venetian-blinds/	1

MELASTI ARCADE
Apartments Type H

Sheet name

Specifications

Scale

Sheet
A120

SNAAR