

Sheet List	
№	Sheet Name
A000	Title
A001	Functional plan on 1-st level
A002	Constructional plan on 1-st level
A003	Door/Window plan on 1-st level
A004	Floor plan on 1-st level
A005	Functional plan on 2-nd level
A006	Constructional plan on 2-nd level
A007	Door/Window plan on 2-nd level
A008	Floor plan on 2-nd level
A009	Functional plan on the roof top
A010	Constructional plan on the roof top
A011	Door/Window plan on the roof top
A012	Floor plan on the roof top
A013	Facades in axes B-A
A014	Facades in axes 4-1
A015	Facades in axes A-B
A016	Facades in axes 1-4
A017	Building cut 1-1
A018	Building cut 2-2
A019	3D building frame
A020	3D building view №1
A021	3D building view №2
A022	Specification for doors, windows, guardrails
A023	Details
A024	Details

№	Category	Index	Values
1	Plot area	m <sup>2</sup>	3997,0
2	Building area	m <sup>2</sup>	34,0
3	Interior area	m <sup>2</sup>	60,0
4	Storeys	amount	3
5	Building height	m	10,67
6	Landscape area (Improvement)	m <sup>2</sup>	-
7	Construction volume	m <sup>3</sup>	451,2
8	Number of rooms	amount	1
9	Total area of rooms	m <sup>2</sup>	15,9
10	Number of parking spaces	amount	-
11	Roof top area	m <sup>2</sup>	29,5
12	Count of villas in the project	amount	13

## Structures data

### Foundations

The foundation is a monolithic grid on piles.

### Supporting structure

The frame of the building was designed from monolithic reinforced concrete. Columns with a section of 200x200 and a section of 400x200 mm. Reinforced concrete load-bearing beams with load-bearing upper reinforcement tied to the floor slab. The height of the beams is 300 mm. Walls with a width of 200 mm, which form the core of the building's rigidity.

### The walls

The walls fill the space of the reinforced concrete frame. The material of the external walls is lightweight concrete blocks with a width of 200 mm, brand D300. The internal walls between the rooms are made of D300 lightweight concrete blocks with a width of 200 mm. Plasterboard partitions for additional structures in the interior. Finishing the external walls with Ceresit CT 35 plaster followed by painting.

### Floors

The overlap between the first and typical floors is monolithic reinforced concrete. The floor screed is cement with waterproofing in the bathrooms and lowering in the showers.

### Stairs

Monolithic concrete stairs are designed. The span width is 1000 mm. the width of the landing is 1000 mm.

### Roofing

The buildings are designed with a single-pitched roof. The roof has a slope of 20%.

### Windows and doors

Single-chamber windows on an aluminum frame. The opening is rotary or sliding, depending on the purpose of the windows/doors. For more information, see in the Technical characteristics section. Interior doors in a wooden frame. The curtain depends on the design of the room. Bridges are made of concrete elements.

### Networks and communications

The building is connected to an external power grid with a power plant on the territory. Water is supplied from the city water supply with filters and meters. Sewage is discharged into an internal sewage well and connected to the septic system on the territory of the complex.

### Improvement of the territory

The apartment hotel building is located in the northern part of the site. Further to the southern part of the plot along the side boundaries are blocked villas, and in the middle between them there is a cascade of pools with recreation areas around. There is also a pool bar and a surf pool.

Elevation +0.000

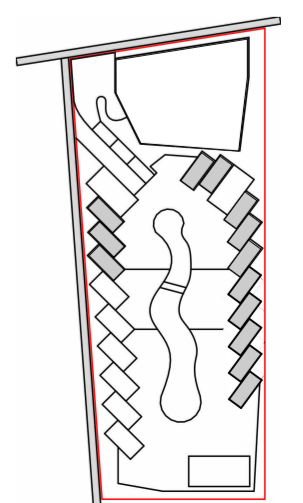
#### ANNOTATIONS

All execution plans are only valid in conjunction with the respective execution plans of the specialist planning. Where applicable, specialist plans have been included for information purposes; only the execution plans of the specialist planning are valid. Local measurements were not taken after completion, minor dimensional deviations are therefore possible. The contractor is responsible for checking all dimensions on site. Any dimensional differences must be reported immediately to the responsible site manager!

#### ANNOTATIONS

DRAWING NAME	Project info
ADDRESS	Bali, Indonesia
PROJECT CODE	
PROJECT	Pandawa Bali
BUILDING	Building one bedroom villa
FLOOR	Project info
SHEET NUMBER	A000
SCALE	1:30

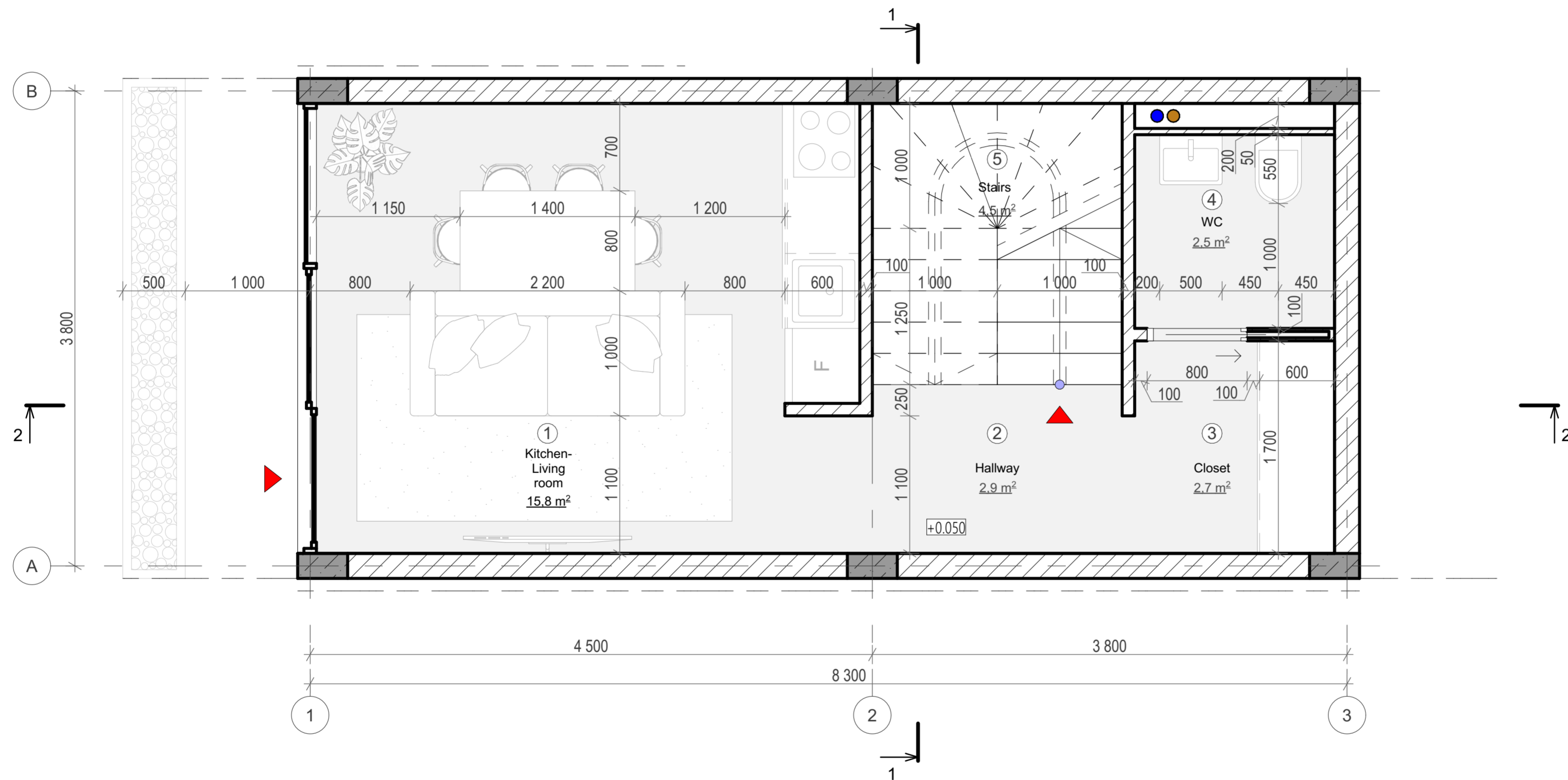
SNAAR GROUP



1-st floor rooms explication		
No	Name	Area, sq.m
1	Kitchen-Living room	15,8
2	Hallway	2,9
3	Closet	2,7
4	WC	2,5
5	Stairs	4,5
Total: 5		28,4

## Functional plan on 1-st level

1:30



Elevation +0.000

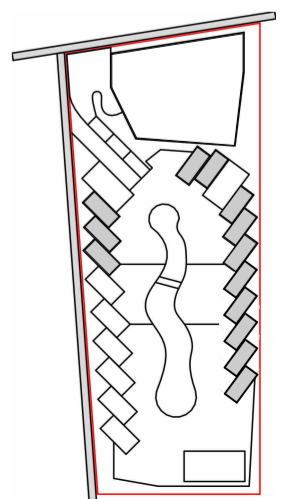
### ANNOTATIONS

All execution plans are only valid in conjunction with the respective execution plans of the specialist planning. Where applicable, specialist plans have been included for information purposes; only the execution plans of the specialist planning are valid. Local measurements were not taken after completion, minor dimensional deviations are therefore possible. The contractor is responsible for checking all dimensions on site. Any dimensional differences must be reported immediately to the responsible site manager!

- Exit
- High mark
- Concrete column
- Concrete wall
- Window mark
- Door mark
- Guardrail
- Floor mark
- Section designation
- Tilt angle
- Column mark
- Air duct pipe
- Sewage pipe
- Floor tag:
  - Mark
  - Area

DRAWING NAME	Functional plan on 1-st level
ADRESS	Bali, Indonesia
PROJECT CODE	
PROJECT	Pandawa Bali
BUILDING	Building one bedroom villa
FLOOR	Functional plan on 1-st level
SHEET NUMBER	A001
SCALE	1:30

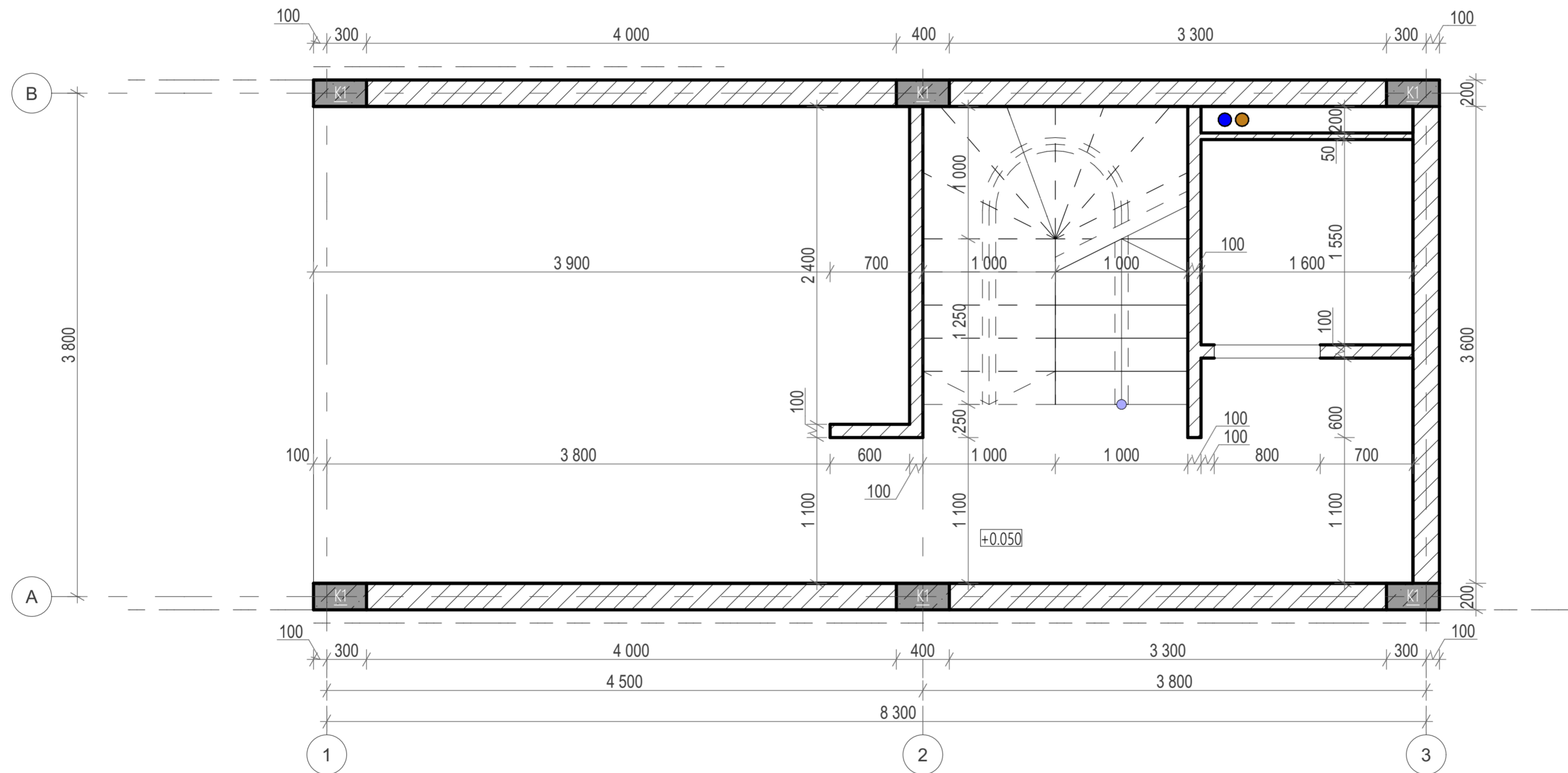
SNAAR GROUP



Structural Column Schedule		
Type mark	Description	Amount
K1	200x400mm	6

## Construction plan on 1-st level
















1:30



Elevation +0.000

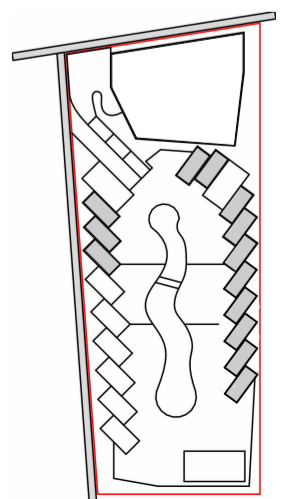
### ANNOTATIONS

All execution plans are only valid in conjunction with the respective execution plans of the specialist planning. Where applicable, specialist plans have been included for information purposes; only the execution plans of the specialist planning are valid. Local measurements were not taken after completion, minor dimensional deviations are therefore possible. The contractor is responsible for checking all dimensions on site. Any dimensional differences must be reported immediately to the responsible site manager!

-  -Exit
-  -High mark
-  -Concrete column
-  -Concrete wall
-  W-1  
0.000 -Window mark
-  D1 -Door mark
-  GD-1 -Guardrail
-  FT1  
0.000 -Floor mark
-  -Section designation
-  -Tilt angle
-  K1 -Column mark
-  -Air duct pipe
-  -Sewage pipe
- Floor tag:
  -  -Mark
  -  -Area

DRAWING NAME	Construction plan on 1-st level
ADDRESS	Bali, Indonesia
PROJECT CODE	
PROJECT	Pandawa Bali
BUILDING	Building one bedroom villa
FLOOR	Construction plan on 1-st level
SHEET NUMBER	A002
SCALE	1:30

SNAAR GROUP

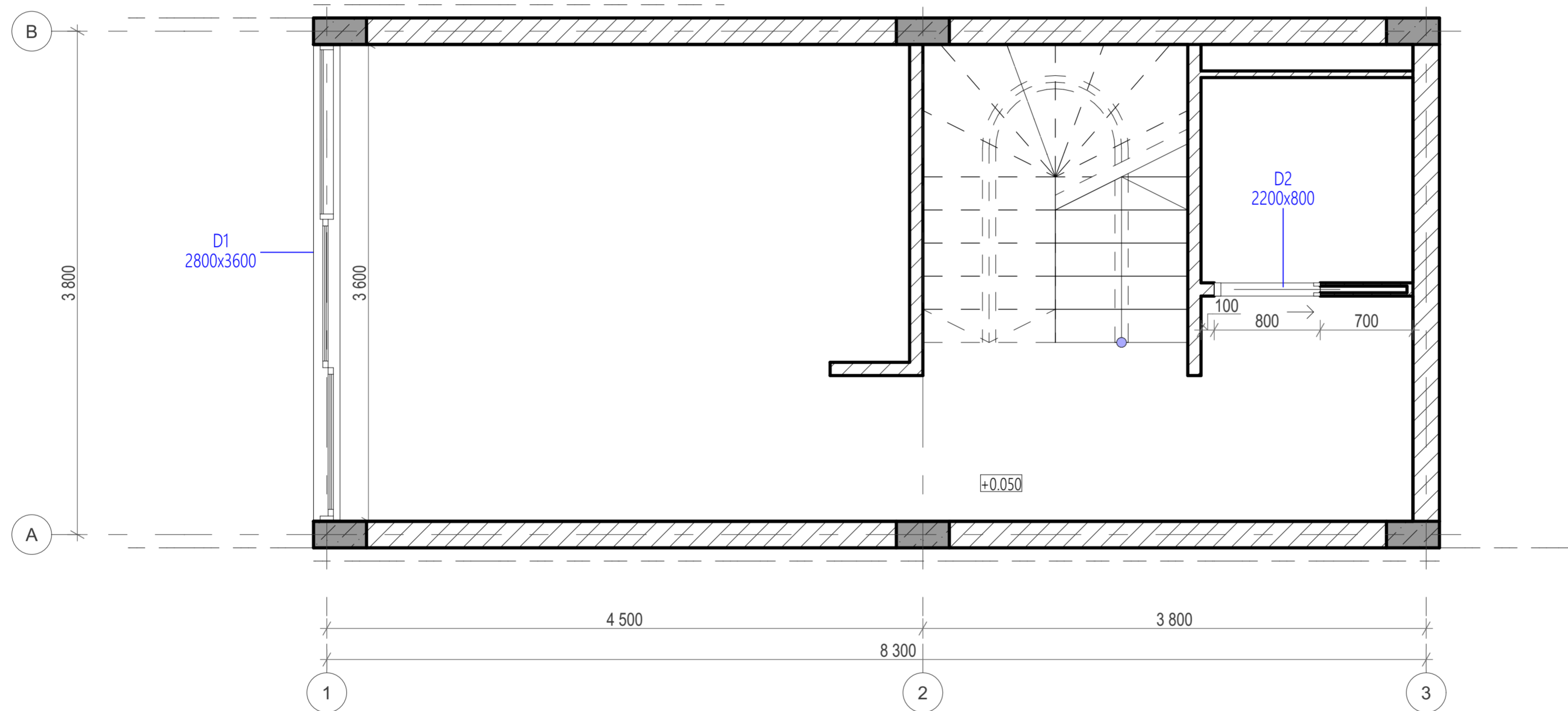


Door Schedule on +0.050			
Mark	Size	Description	Amount
D1	3600x2800h	Sliding opening	1
D2	800x2200h	Sliding opening	1

Total: 2

## Door/Window plan on 1-st level
















1:30



Elevation +0.000

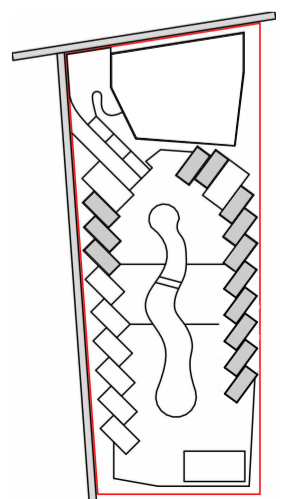
### ANNOTATIONS

All execution plans are only valid in conjunction with the respective execution plans of the specialist planning. Where applicable, specialist plans have been included for information purposes; only the execution plans of the specialist planning are valid. Local measurements were not taken after completion, minor dimensional deviations are therefore possible. The contractor is responsible for checking all dimensions on site. Any dimensional differences must be reported immediately to the responsible site manager!

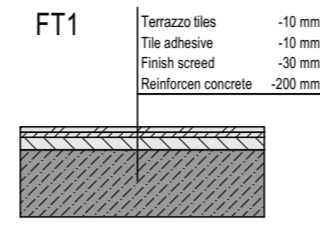
-  -Exit
-  -High mark
-  -Concrete column
-  -Concrete wall
-  -Window mark
-  -Door mark
-  -Guardrail
-  -Floor mark
-  -Section designation
-  -Tilt angle
-  -Column mark
-  -Air duct pipe
-  -Sewage pipe
- Floor tag:
  -  -Mark
  -  -Area

DRAWING NAME	Door/Window plan on 1-st level
ADDRESS	Bali, Indonesia
PROJECT CODE	
PROJECT	Pandawa Bali
BUILDING	Building one bedroom villa
FLOOR	Door/Window plan on 1-st level
SHEET NUMBER	A003
SCALE	1:30

SNAAR GROUP



Floor Schedule on +0.050		
Type Mark	Description	Area m <sup>2</sup>
FT1	Tile 600x600 in the interior and WC	23,9



## Floor plan on 1-st level

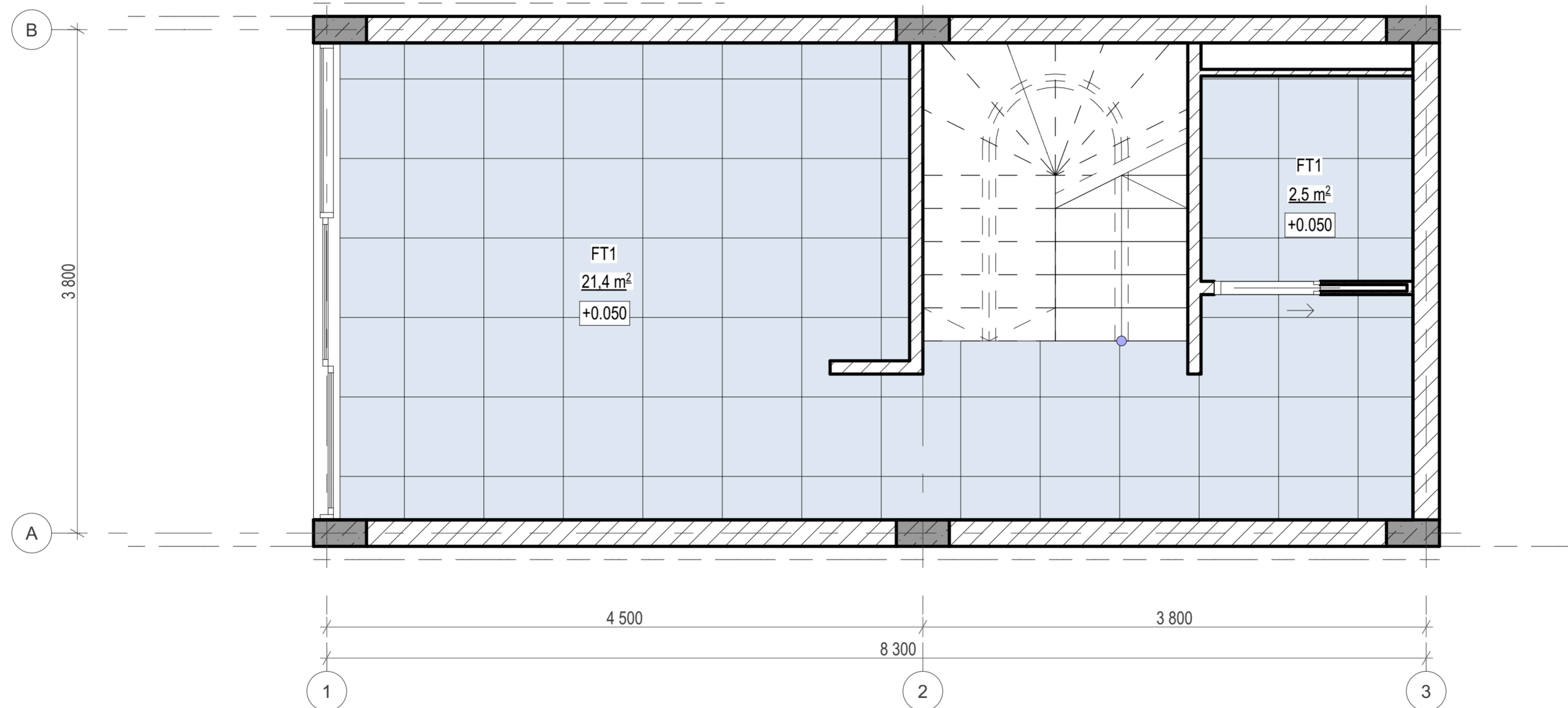
1:30

Elevation +0.000

### ANNOTATIONS

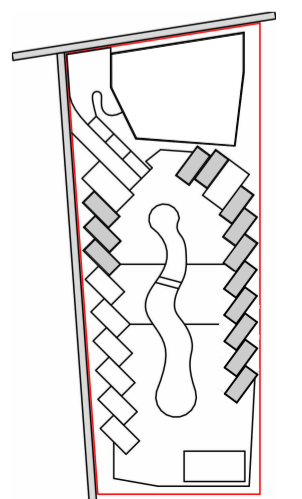
All execution plans are only valid in conjunction with the respective execution plans of the specialist planning. Where applicable, specialist plans have been included for information purposes; only the execution plans of the specialist planning are valid. Local measurements were not taken after completion, minor dimensional deviations are therefore possible. The contractor is responsible for checking all dimensions on site. Any dimensional differences must be reported immediately to the responsible site manager!

- Exit
- High mark
- Concrete column
- Concrete wall
- Window mark
- Door mark
- Guardrail
- Floor mark
- Section designation
- Tilt angle
- Column mark
- Air duct pipe
- Sewage pipe
- Floor tag:
  - Mark
  - Area



DRAWING NAME	Floor plan on 1-st level
ADDRESS	Bali, Indonesia
PROJECT CODE	
PROJECT	Pandawa Bali
BUILDING	Building one bedroom villa
FLOOR	Floor plan on 1-st level
SHEET NUMBER	A004
SCALE	1:30

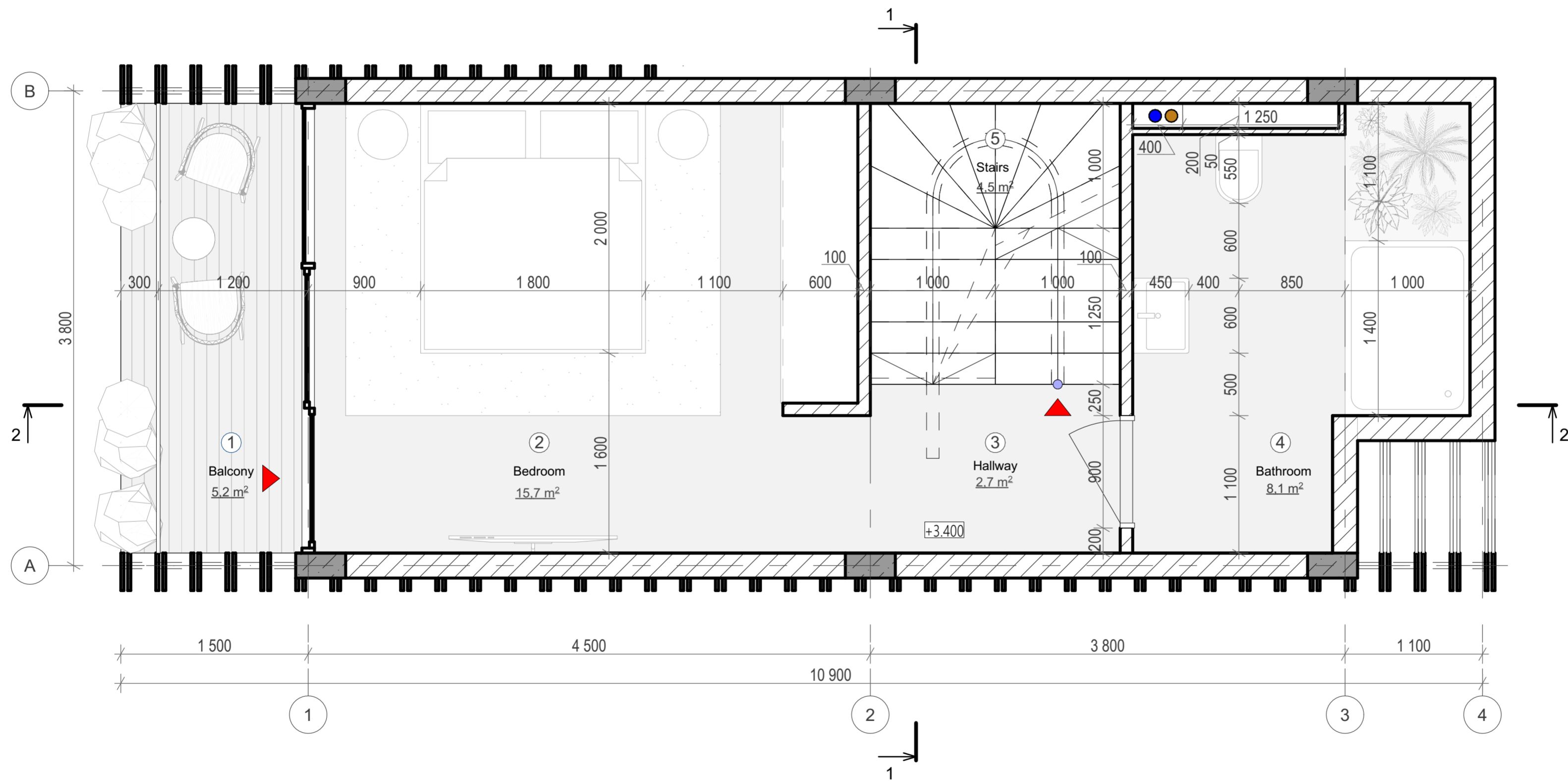
**SNAAR GROUP**



2-nd floor rooms explication		
No	Name	Area, sq.m
1	Balcony	5,2
2	Bedroom	15,7
3	Hallway	2,7
4	Bathroom	8,1
5	Stairs	4,5
Total: 5		36,2

## Functional plan on 2-nd level
















1:30



Elevation +0.000

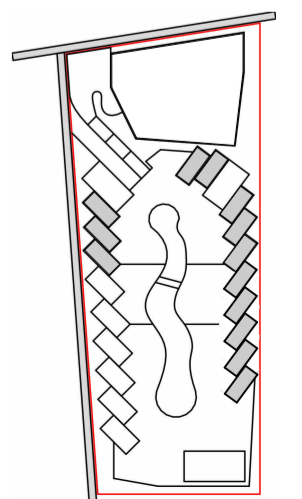
### ANNOTATIONS

All execution plans are only valid in conjunction with the respective execution plans of the specialist planning. Where applicable, specialist plans have been included for information purposes; only the execution plans of the specialist planning are valid. Local measurements were not taken after completion, minor dimensional deviations are therefore possible. The contractor is responsible for checking all dimensions on site. Any dimensional differences must be reported immediately to the responsible site manager!

-  -Exit
-  -High mark
-  -Concrete column
-  -Concrete wall
-  -Window mark
-  -Door mark
-  -Guardrail
-  -Floor mark
-  -Section designation
-  -Tilt angle
-  -Column mark
-  -Air duct pipe
-  -Sewage pipe
- Floor tag:
  -  -Mark
  -  -Area

DRAWING NAME	Functional plan on 2-st level
ADRESS	Bali, Indonesia
PROJECT CODE	
PROJECT	Pandawa Bali
BUILDING	Building one bedroom villa
FLOOR	Functional plan on 2-st level
SHEET NUMBER	A005
SCALE	1:30

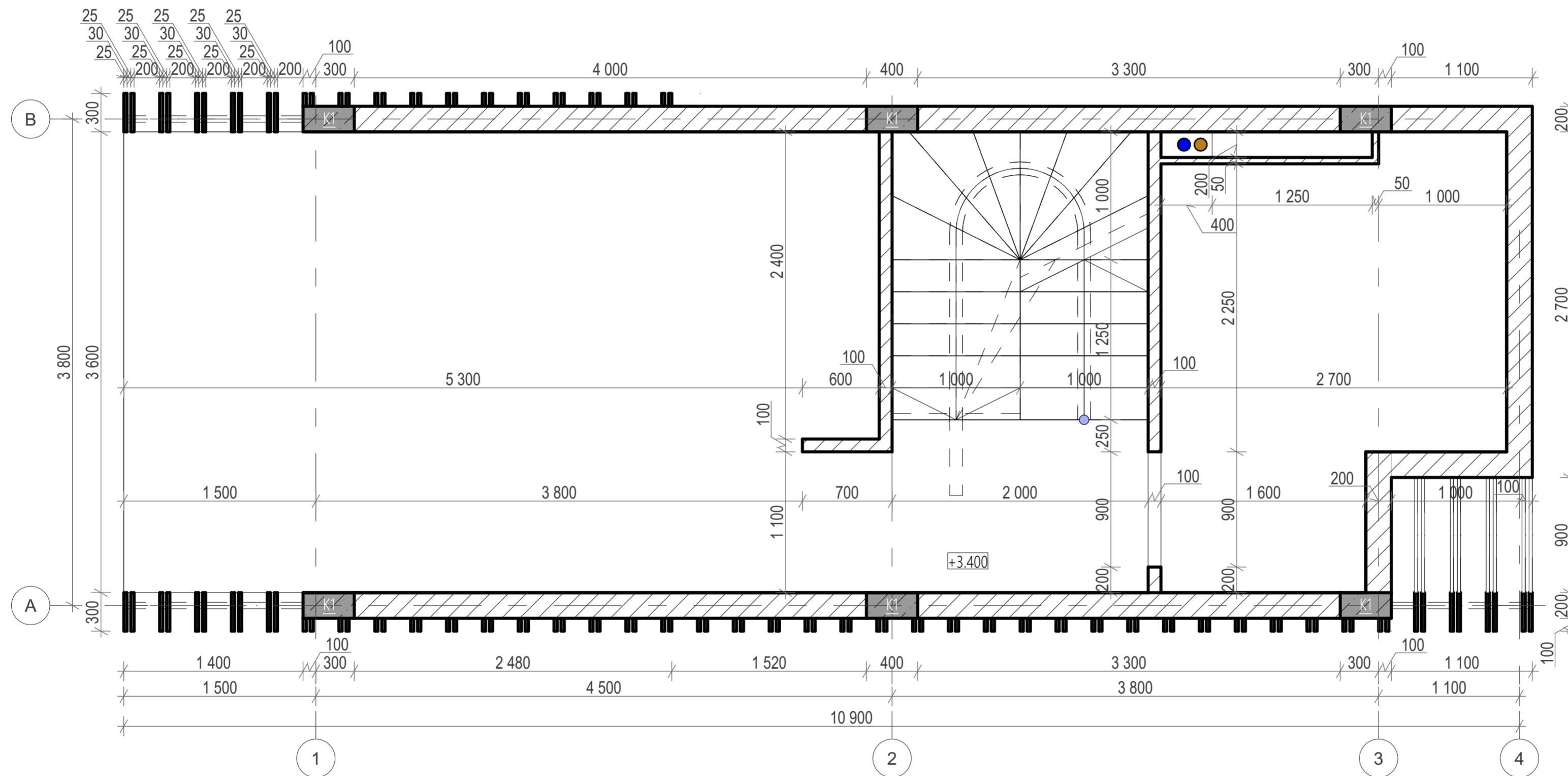
SNAAR GROUP



Structural Column Schedule		
Type mark	Description	Amount
K1	200x400mm	6

## Construction plan on 2-nd level
















1:30



Elevation +0.000

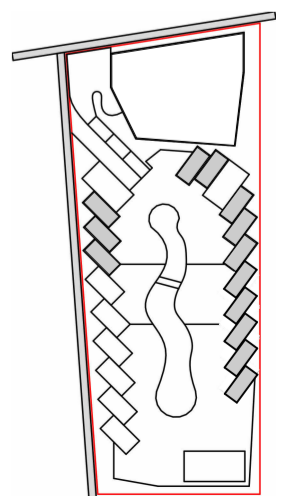
### ANNOTATIONS

All execution plans are only valid in conjunction with the respective execution plans of the specialist planning. Where applicable, specialist plans have been included for information purposes; only the execution plans of the specialist planning are valid. Local measurements were not taken after completion, minor dimensional deviations are therefore possible. The contractor is responsible for checking all dimensions on site. Any dimensional differences must be reported immediately to the responsible site manager!

-  -Exit
-  -High mark
-  -Concrete column
-  -Concrete wall
-  W-1  
0.000 -Window mark
-  D1 -Door mark
-  GD-1 -Guardrail
-  FT1  
0.000 -Floor mark
-  1 -Section designation
-  1.0° -Tilt angle
-  K1 -Column mark
-  -Air duct pipe
-  -Sewage pipe
- Floor tag:
  -  -Mark
  -  -Area

DRAWING NAME	Construction plan on 2-nd level
ADDRESS	Bali, Indonesia
PROJECT CODE	
PROJECT	Pandawa Bali
BUILDING	Building one bedroom villa
FLOOR	Construction plan on 2-nd level
SHEET NUMBER	A006
SCALE	1:30

**SNAAR GROUP**



Door Schedule on +3.400			
Mark	Size	Description	Amount
D1	3600x2800h	Sliding opening	1
D3	900x2200h	Opening left	1

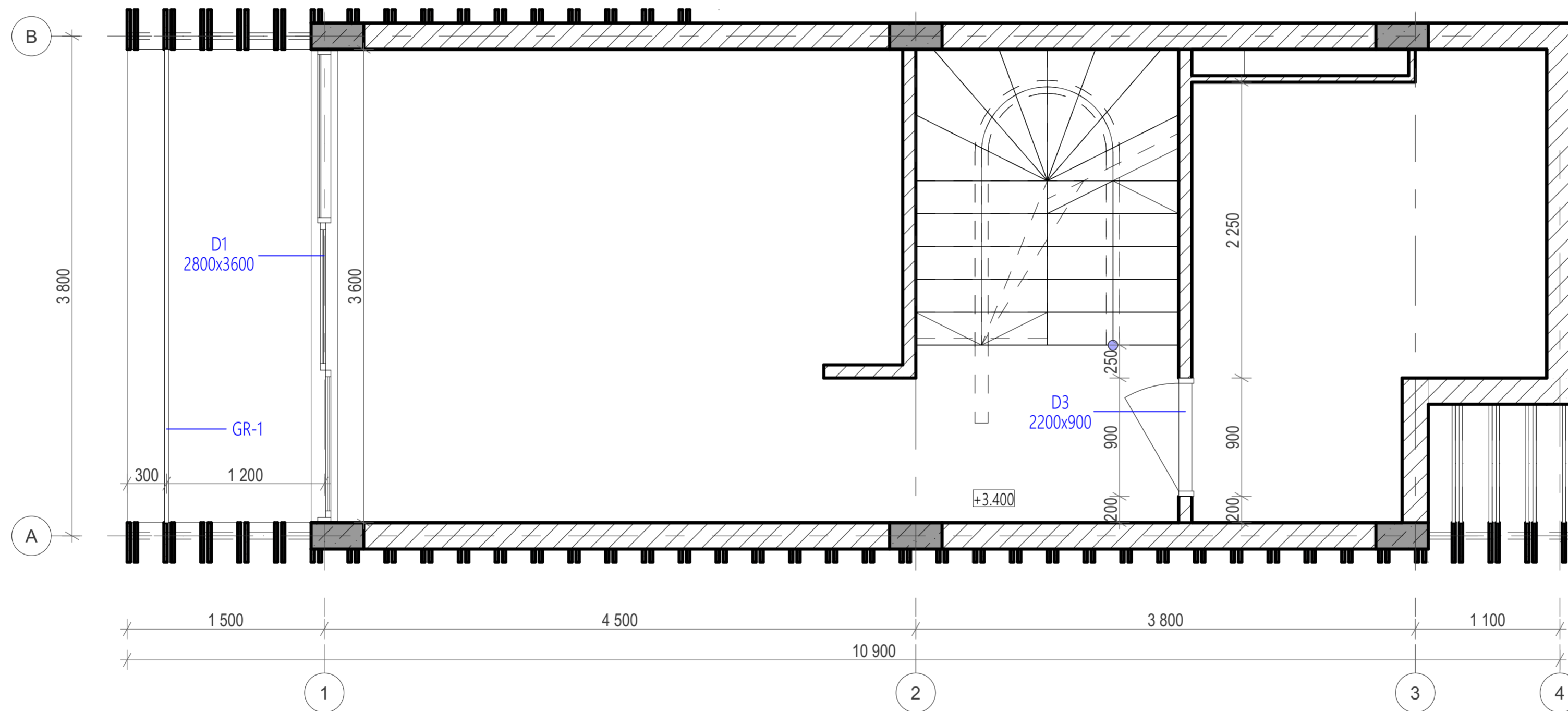
Total: 2

Guardrail explication on +3.400		
Mark	Size	Amount
GR-1	3600x900(h)	1

Total: 1

## Door/Window plan on 2-nd level
















1:30



Elevation +0.000

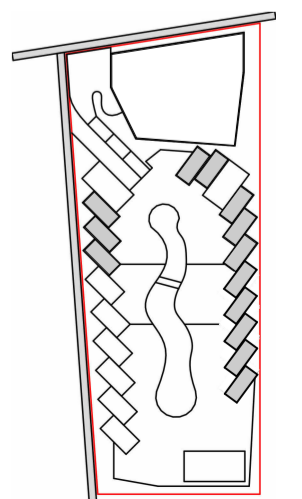
### ANNOTATIONS

All execution plans are only valid in conjunction with the respective execution plans of the specialist planning. Where applicable, specialist plans have been included for information purposes; only the execution plans of the specialist planning are valid. Local measurements were not taken after completion, minor dimensional deviations are therefore possible. The contractor is responsible for checking all dimensions on site. Any dimensional differences must be reported immediately to the responsible site manager!

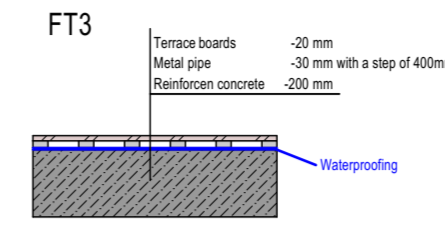
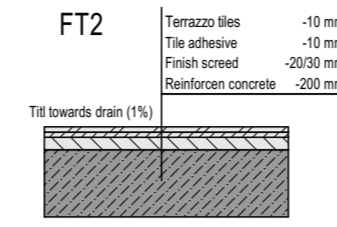
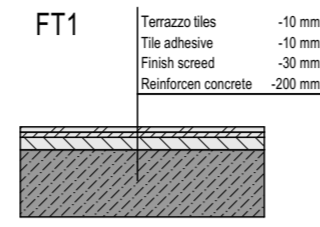
-  -Exit
-  -High mark
-  -Concrete column
-  -Concrete wall
-  -Window mark
-  -Door mark
-  -Guardrail
-  -Floor mark
-  -Section designation
-  -Tilt angle
-  -Column mark
-  -Air duct pipe
-  -Sewage pipe
- Floor tag:
  -  -Mark
  -  -Area

DRAWING NAME	Door/Window plan on 2-nd level
ADDRESS	Bali, Indonesia
PROJECT CODE	
PROJECT	Pandawa Bali
BUILDING	Building one bedroom villa
FLOOR	Door/Window plan on 2-nd level
SHEET NUMBER	A007
SCALE	1:30

SNAAR GROUP



Floor Schedule on +3.400		
Type Mark	Description	Area m <sup>2</sup>
FT1	Tile 600x600 in the interior and WC	24,2
FT2	Tile 600x600 in the shower	2,5
FT3	Terrace boards for balcony and terrace	5,4



## Floor plan on 2-nd level

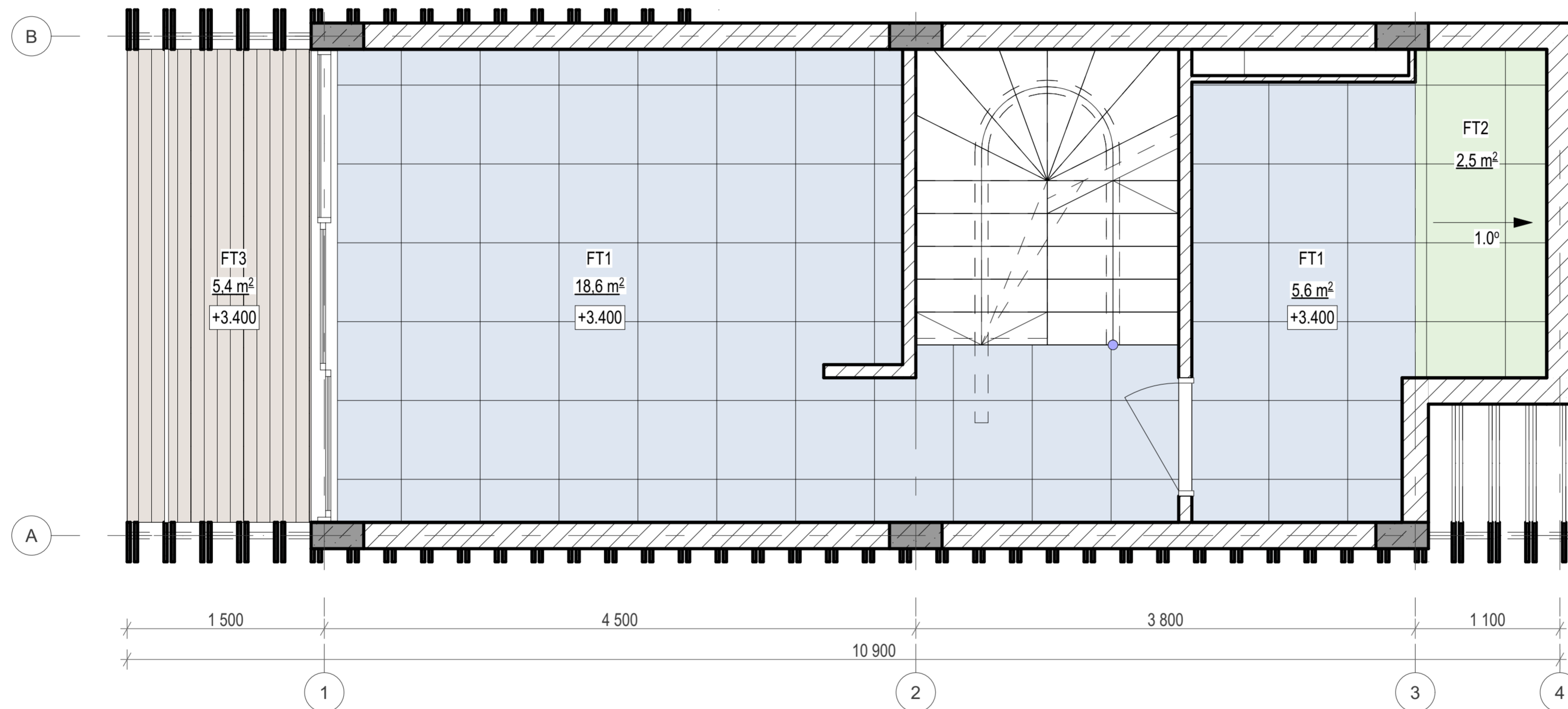
1:30

Elevation +0.000

### ANNOTATIONS

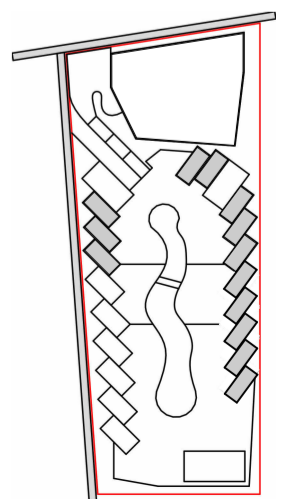
All execution plans are only valid in conjunction with the respective execution plans of the specialist planning. Where applicable, specialist plans have been included for information purposes; only the execution plans of the specialist planning are valid. Local measurements were not taken after completion, minor dimensional deviations are therefore possible. The contractor is responsible for checking all dimensions on site. Any dimensional differences must be reported immediately to the responsible site manager!

- Exit
- High mark
- Concrete column
- Concrete wall
- Window mark
- Door mark
- Guardrail
- Floor mark
- Section designation
- Tilt angle
- Column mark
- Air duct pipe
- Sewage pipe
- Floor tag:
  - Mark
  - Area



DRAWING NAME	Floor plan on 2-nd level
ADDRESS	Bali, Indonesia
PROJECT CODE	
PROJECT	Pandawa Bali
BUILDING	Building one bedroom villa
FLOOR	Floor plan on 2-nd level
SHEET NUMBER	A008
SCALE	1:30

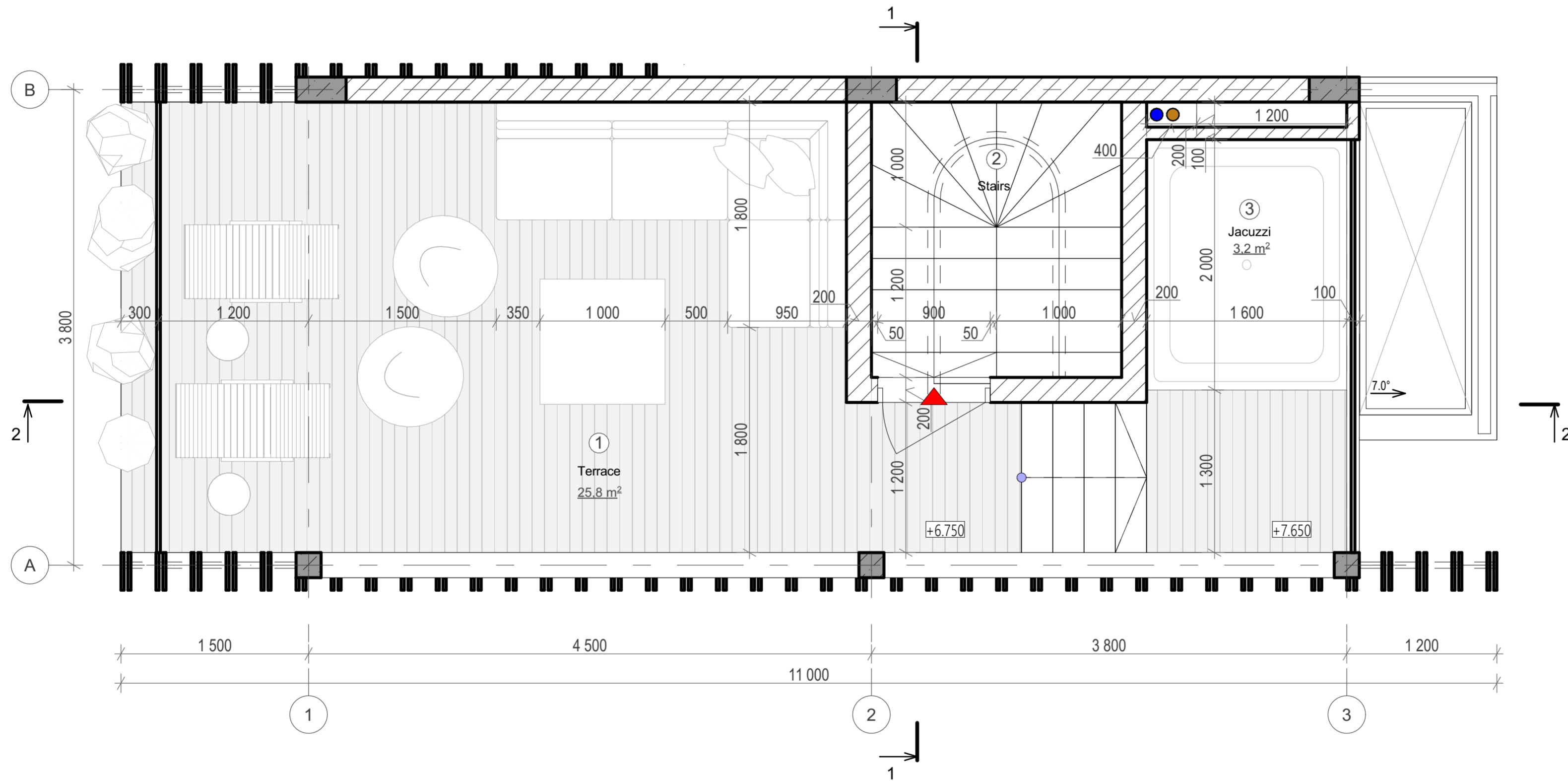
SNAAR GROUP



Roof top explication		
No	Name	Area, sq.m
1	Terrace	25,8
2	Jacuzzi	3,2
Total: 2		29,0

## Functional plan on the roof top
















1:30



Elevation +0.000

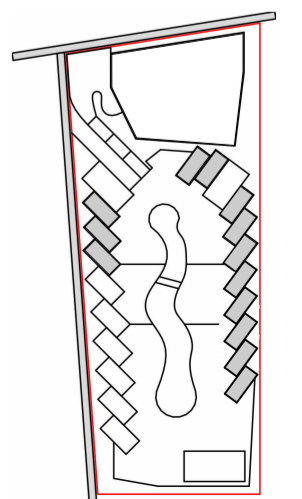
### ANNOTATIONS

All execution plans are only valid in conjunction with the respective execution plans of the specialist planning. Where applicable, specialist plans have been included for information purposes; only the execution plans of the specialist planning are valid. Local measurements were not taken after completion, minor dimensional deviations are therefore possible. The contractor is responsible for checking all dimensions on site. Any dimensional differences must be reported immediately to the responsible site manager!

-  -Exit
-  -High mark
-  -Concrete column
-  -Concrete wall
-  W-1  
0.000 -Window mark
-  D1 -Door mark
-  GD-1 -Guardrail
-  FT1  
0.000 -Floor mark
-  -Section designation
-  -Tilt angle
-  K1 -Column mark
-  -Air duct pipe
-  -Sewage pipe
- Floor tag:
  -  -Mark
  -  -Area

DRAWING NAME	Functional plan on the roof top
ADDRESS	Bali, Indonesia
PROJECT CODE	
PROJECT	Pandawa Bali
BUILDING	Building one bedroom villa
FLOOR	Functional plan on the roof top
SHEET NUMBER	A009
SCALE	1:30

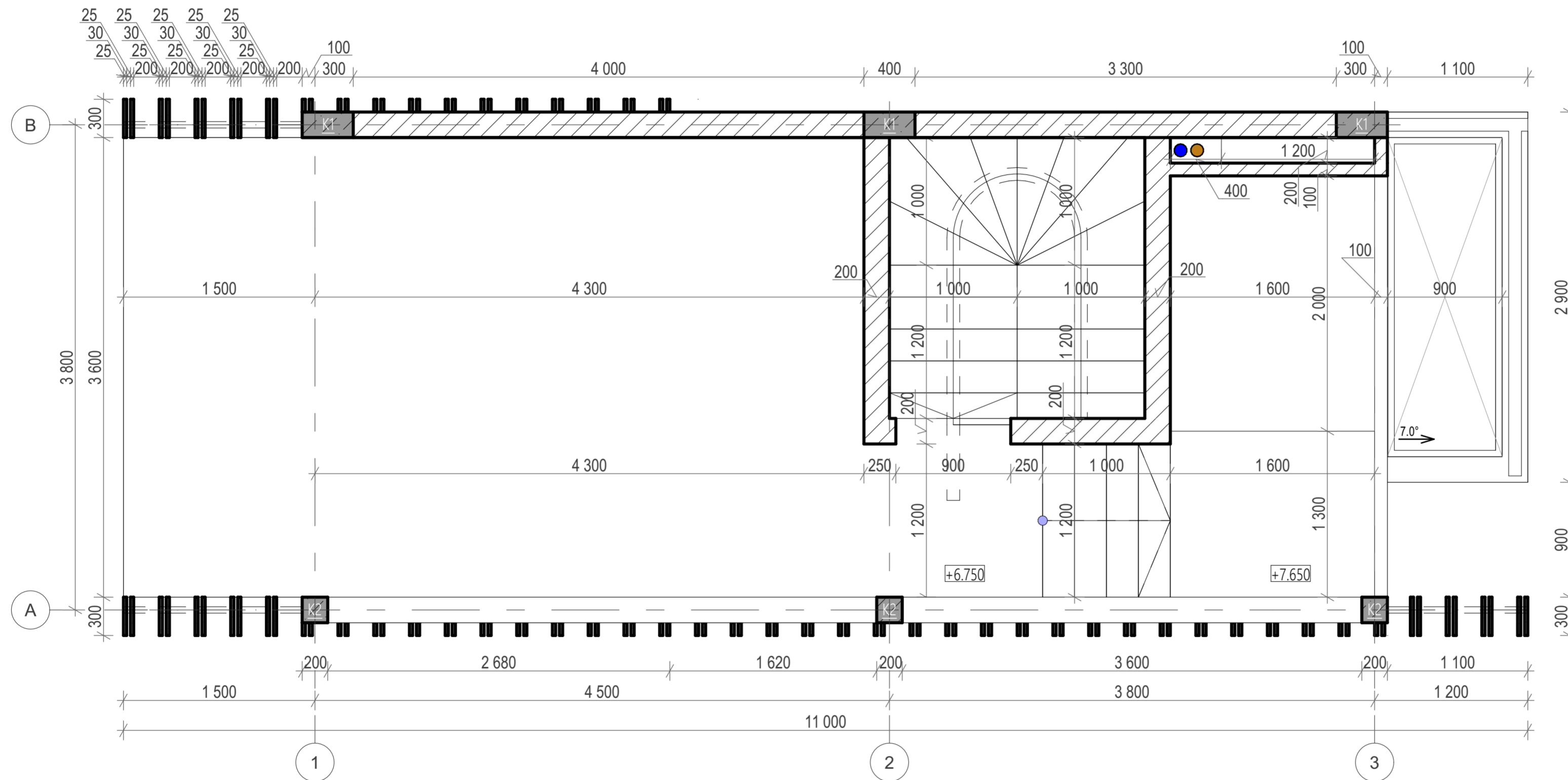
SNAAR GROUP



Structural Column Schedule		
Type mark	Description	Amount
K1	200x400mm	3
K2	200x200mm	3

## Construction plan on the roof top

1:30



Elevation +0.000

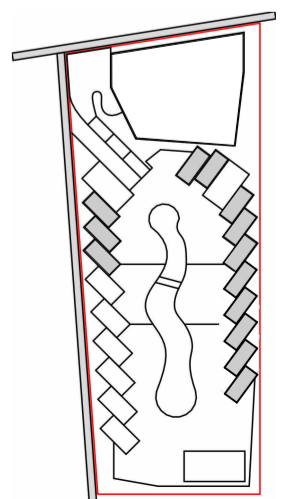
### ANNOTATIONS

All execution plans are only valid in conjunction with the respective execution plans of the specialist planning. Where applicable, specialist plans have been included for information purposes; only the execution plans of the specialist planning are valid. Local measurements were not taken after completion, minor dimensional deviations are therefore possible. The contractor is responsible for checking all dimensions on site. Any dimensional differences must be reported immediately to the responsible site manager!

- Exit
- High mark
- Concrete column
- Concrete wall
- Window mark
- Door mark
- Guardrail
- Floor mark
- Section designation
- Tilt angle
- Column mark
- Air duct pipe
- Sewage pipe
- Floor tag:
  - Mark
  - Area

DRAWING NAME	Constructional plan on the roof top
ADDRESS	Bali, Indonesia
PROJECT CODE	
PROJECT	Pandawa Bali
BUILDING	Building one bedroom villa
FLOOR	Constructional plan on the roof top
SHEET NUMBER	A010
SCALE	1:30

SNAAR GROUP



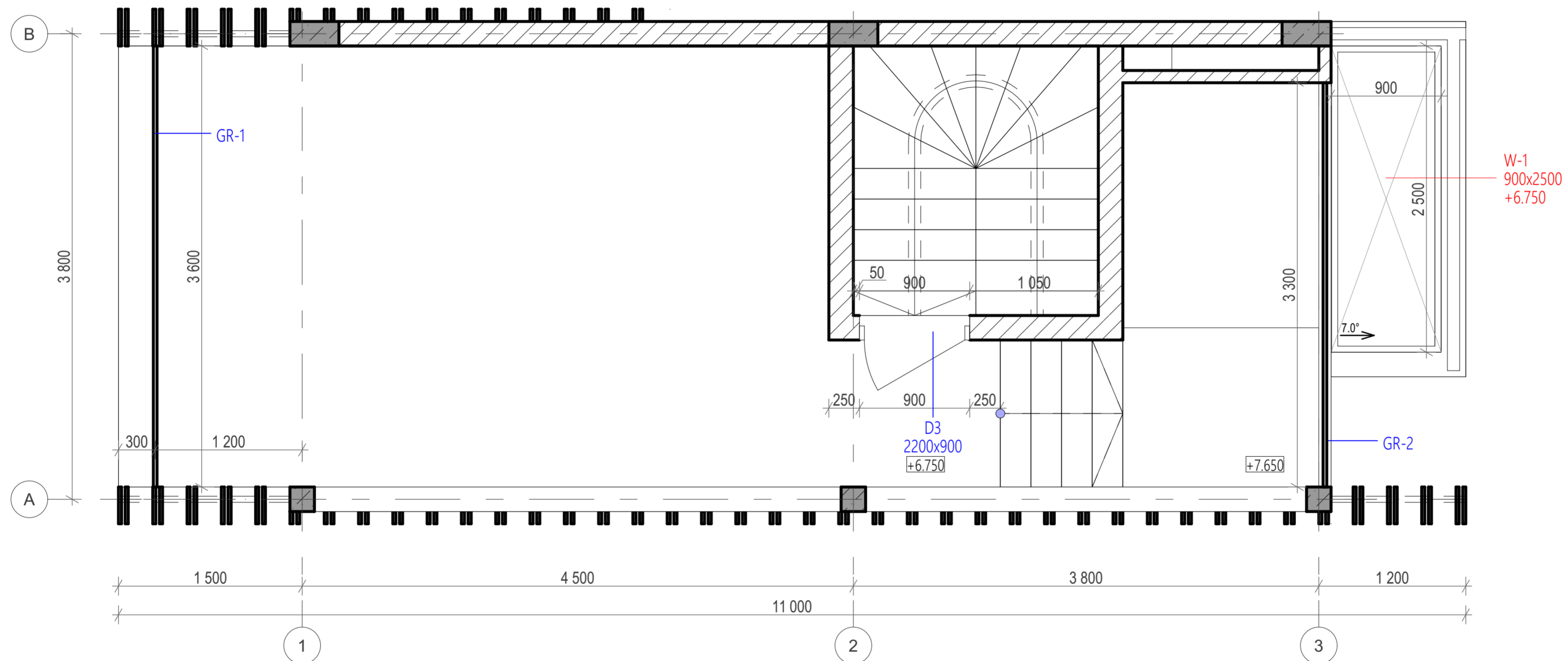
Door Schedule on +6.750			
Mark	Size	Description	Amount
D3	900x2200h	Opening left	1
Total: 1			

Windows explication on +6.750		
Mark	Size	Amount
W-1	900x2500	1
Total: 1		

Guardrail explication on +6.750		
Mark	Size	Amount
GR-1	3600x900(h)	1
GR-2	3300x500(h)	1
Total: 2		

## Door/Window plan on the roof top
















1:30



Elevation +0.000

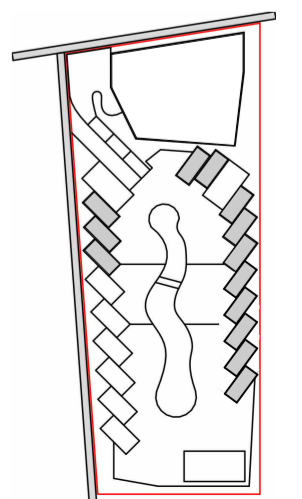
### ANNOTATIONS

All execution plans are only valid in conjunction with the respective execution plans of the specialist planning. Where applicable, specialist plans have been included for information purposes; only the execution plans of the specialist planning are valid. Local measurements were not taken after completion, minor dimensional deviations are therefore possible. The contractor is responsible for checking all dimensions on site. Any dimensional differences must be reported immediately to the responsible site manager!

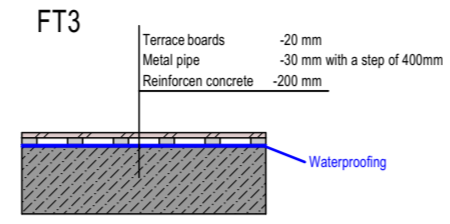
-  -Exit
-  -High mark
-  -Concrete column
-  -Concrete wall
-  -Window mark
-  -Door mark
-  -Guardrail
-  -Floor mark
-  -Section designation
-  -Tilt angle
-  -Column mark
-  -Air duct pipe
-  -Sewage pipe
- Floor tag:
  -  -Mark
  -  -Area

DRAWING NAME	Door/Window plan on the roof top
ADDRESS	Bali, Indonesia
PROJECT CODE	
PROJECT	Pandawa Bali
BUILDING	Building one bedroom villa
FLOOR	Door/Window plan on the roof top
SHEET NUMBER	A011
SCALE	1:30

SNAAR GROUP

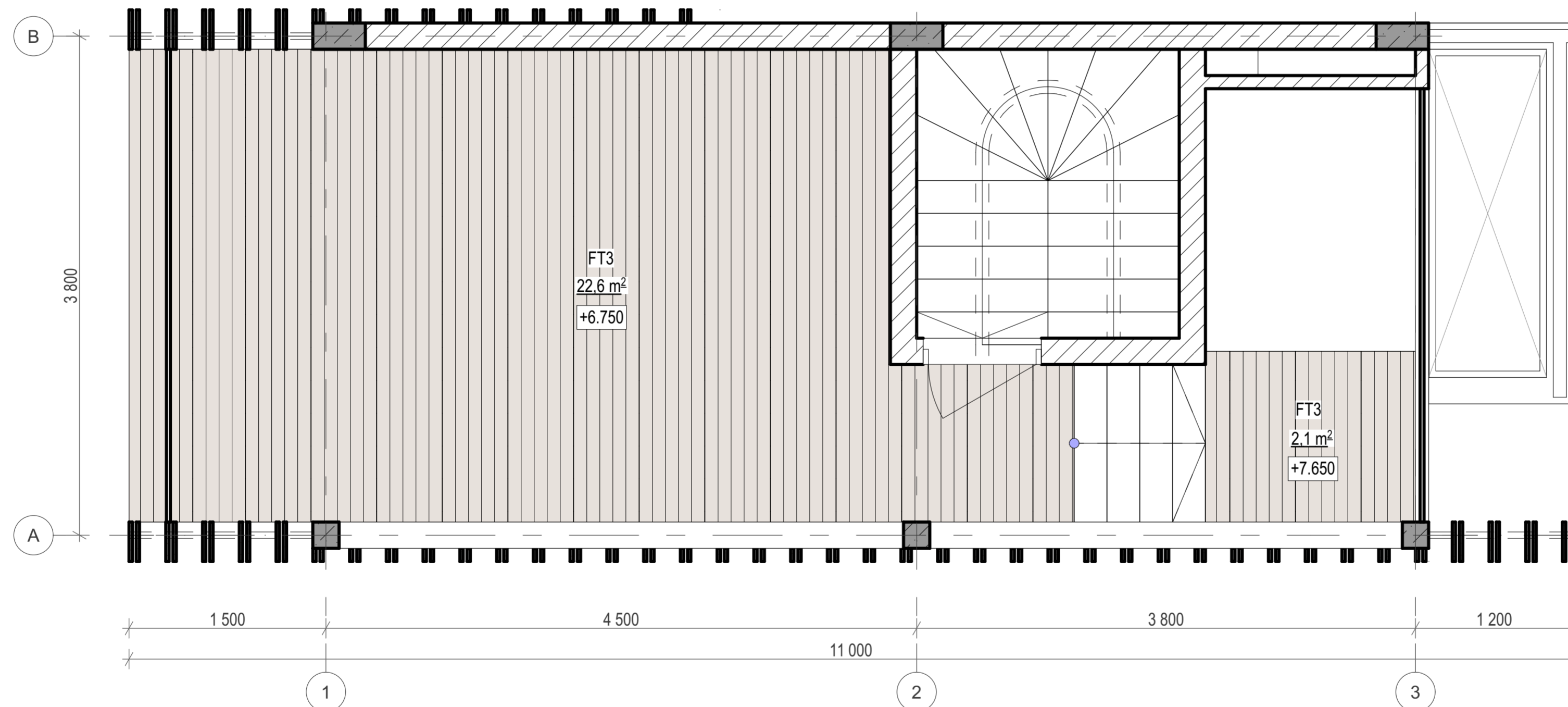


Floor Schedule on +6.750		
Type Mark	Description	Area m <sup>2</sup>
FT3	Terrace boards for balcony and terrace	24,7



## Floor plan on the roof top

1:30



Elevation +0.000

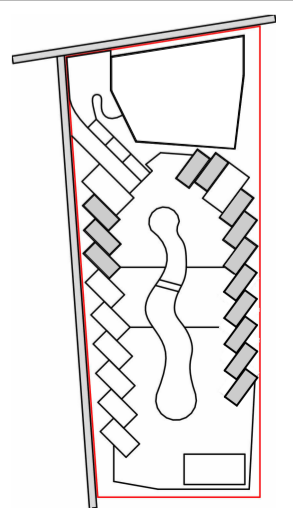
### ANNOTATIONS

All execution plans are only valid in conjunction with the respective execution plans of the specialist planning. Where applicable, specialist plans have been included for information purposes; only the execution plans of the specialist planning are valid. Local measurements were not taken after completion, minor dimensional deviations are therefore possible. The contractor is responsible for checking all dimensions on site. Any dimensional differences must be reported immediately to the responsible site manager!

- Exit
- High mark
- Concrete column
- Concrete wall
- Window mark
- Door mark
- Guardrail
- Floor mark
- Section designation
- Tilt angle
- Column mark
- Air duct pipe
- Sewage pipe
- Floor tag:
  - Mark
  - Area

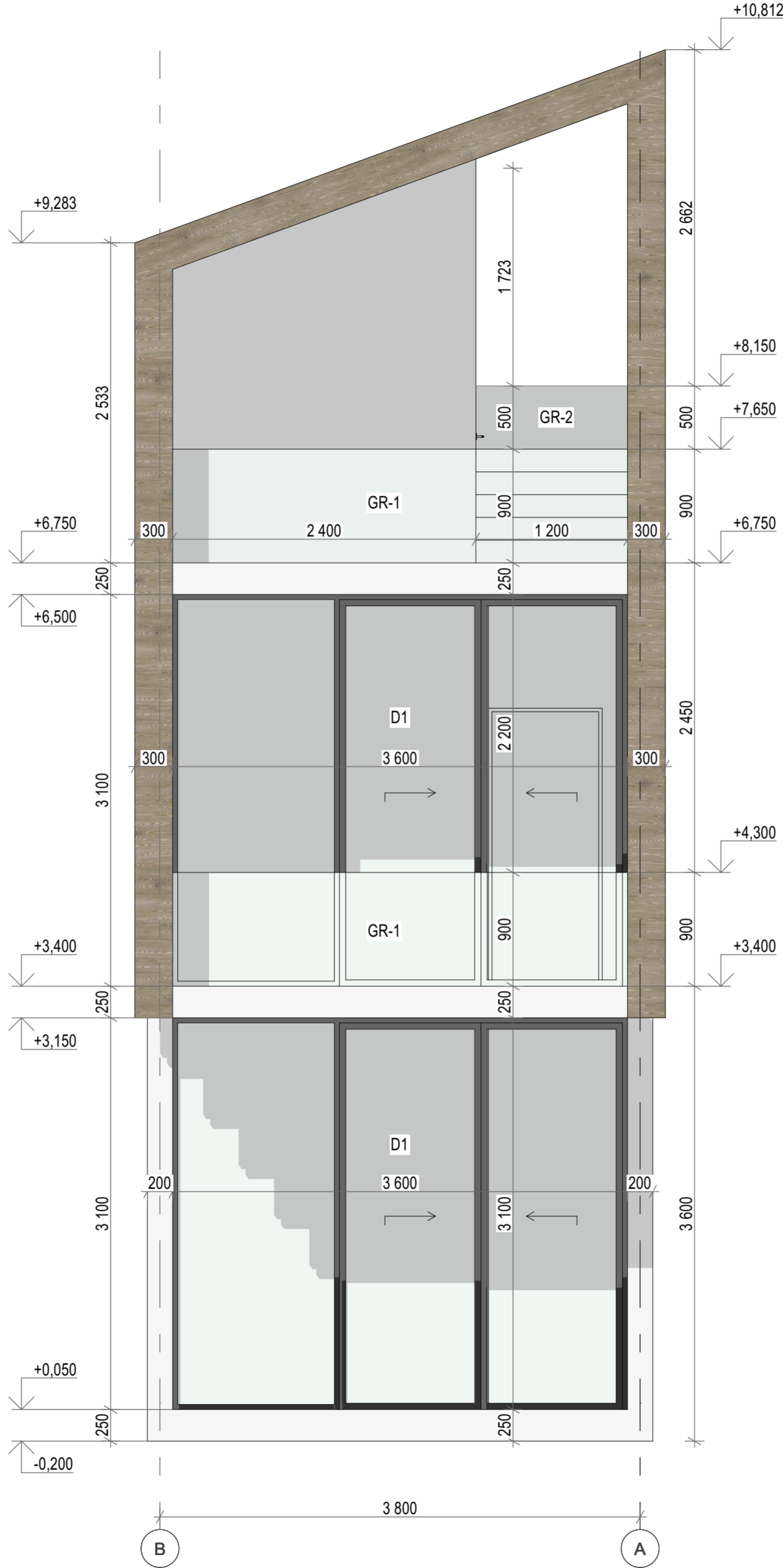
DRAWING NAME	Floor plan on the roof top
ADDRESS	Bali, Indonesia
PROJECT CODE	
PROJECT	Pandawa Bali
BUILDING	Building one bedroom villa
FLOOR	Floor plan on the roof top
SHEET NUMBER	A012
SCALE	1:30

**SNAAR GROUP**



# Facades in axes B-A

1:30



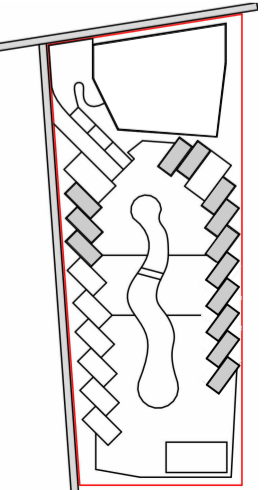
Elevation +0.000

### ANNOTATIONS

All execution plans are only valid in conjunction with the respective execution plans of the specialist planning. Where applicable, specialist plans have been included for information purposes; only the execution plans of the specialist planning are valid. Local measurements were not taken after completion, minor dimensional deviations are therefore possible. The contractor is responsible for checking all dimensions on site. Any dimensional differences must be reported immediately to the responsible site manager!

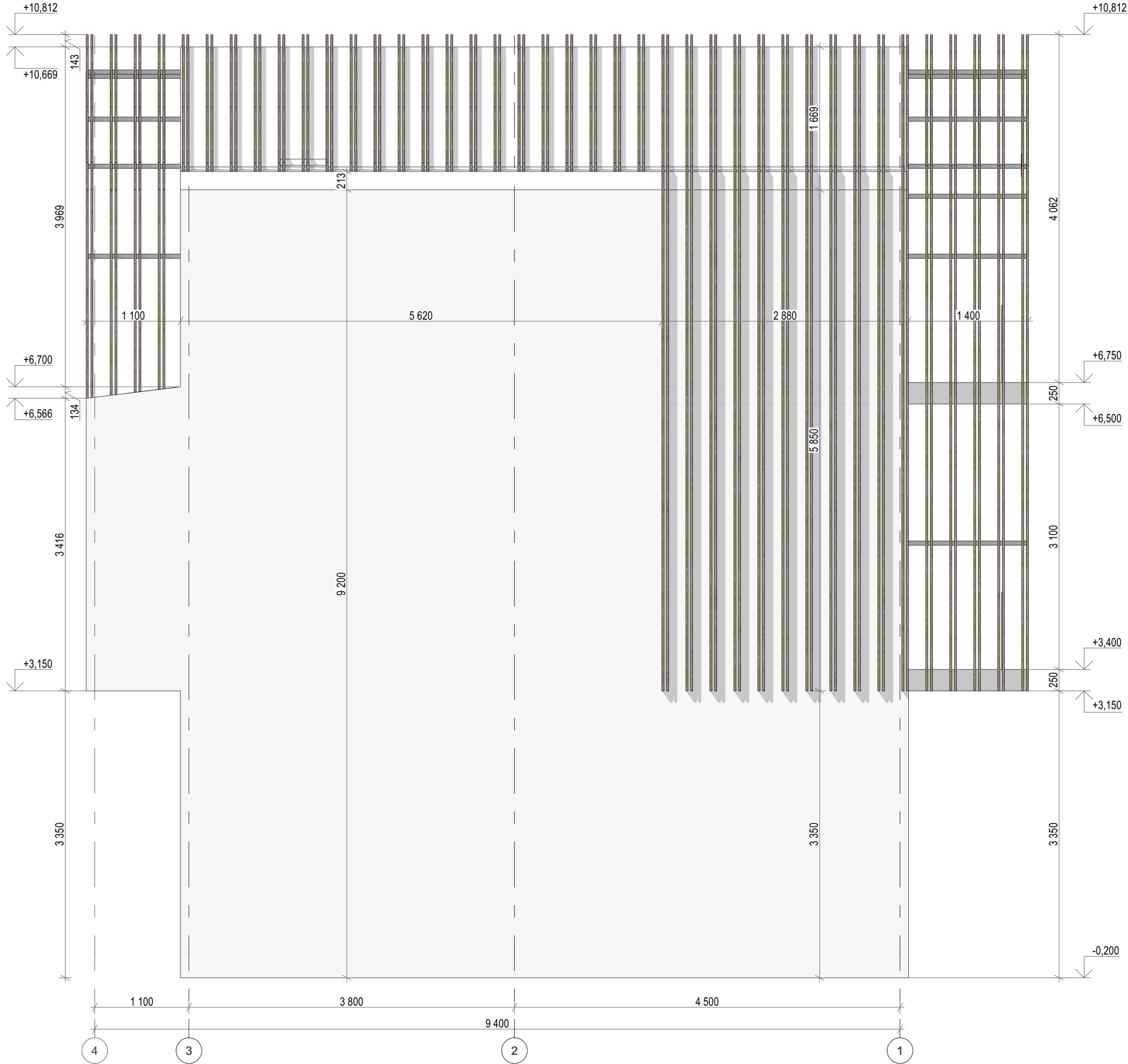
DRAWING NAME	Facades in axes B-A
ADRESS	Bali, Indonesia
PROJECT CODE	
PROJECT	Pandawa Bali
BUILDING	Building one bedroom villa
FLOOR	Facades in axes B-A
SHEET NUMBER	A013
SCALE	1:35

SNAAR GROUP



# Facades in axes 4-1

1:30



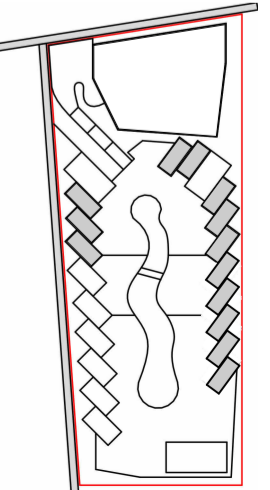
Elevation +0.000

### ANNOTATIONS

All execution plans are only valid in conjunction with the respective execution plans of the specialist planning. Where applicable, specialist plans have been included for information purposes; only the execution plans of the specialist planning are valid. Local measurements were not taken after completion, minor dimensional deviations are therefore possible. The contractor is responsible for checking all dimensions on site. Any dimensional differences must be reported immediately to the responsible site manager!

DRAWING NAME	Facades in axes 4-1
ADDRESS	Bali, Indonesia
PROJECT CODE	
PROJECT	Pandawa Bali
BUILDING	Building one bedroom villa
FLOOR	Facades in axes 4-1
SHEET NUMBER	A014
SCALE	1:35


SNAAR GROUP





# Facades in axes 1-4

1:30



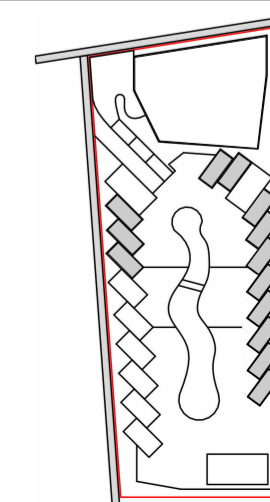
Elevation +0.000

## ANNOTATIONS

All execution plans are only valid in conjunction with the respective execution plans of the specialist planning. Where applicable, specialist plans have been included for information purposes; only the execution plans of the specialist planning are valid. Local measurements were not taken after completion, minor dimensional deviations are therefore possible. The contractor is responsible for checking all dimensions on site. Any dimensional differences must be reported immediately to the responsible site manager!

DRAWING NAME	Facades in axes 1-4
ADDRESS	Bali, Indonesia
PROJECT CODE	
PROJECT	Pandawa Bali
BUILDING	Building one bedroom villa
FLOOR	Facades in axes 1-4
SHEET NUMBER	A016
SCALE	1:35

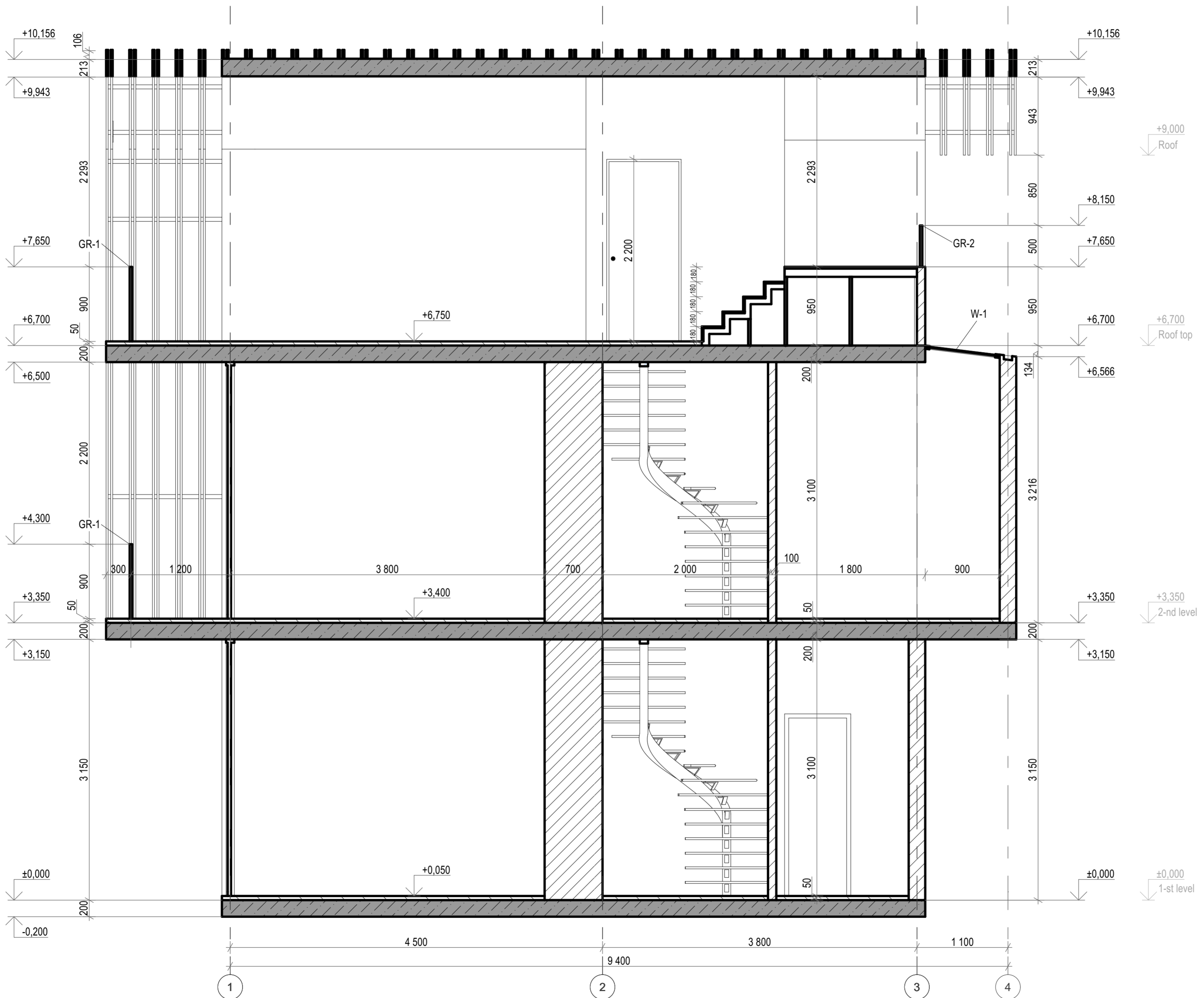
SNAAR GROUP





# Building cut 2-2

1:30



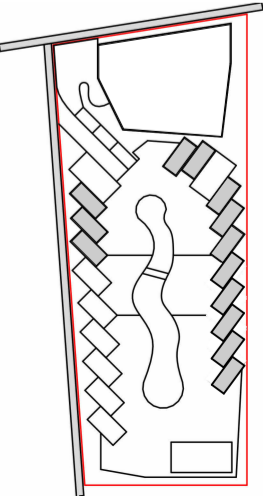
Elevation +0.000

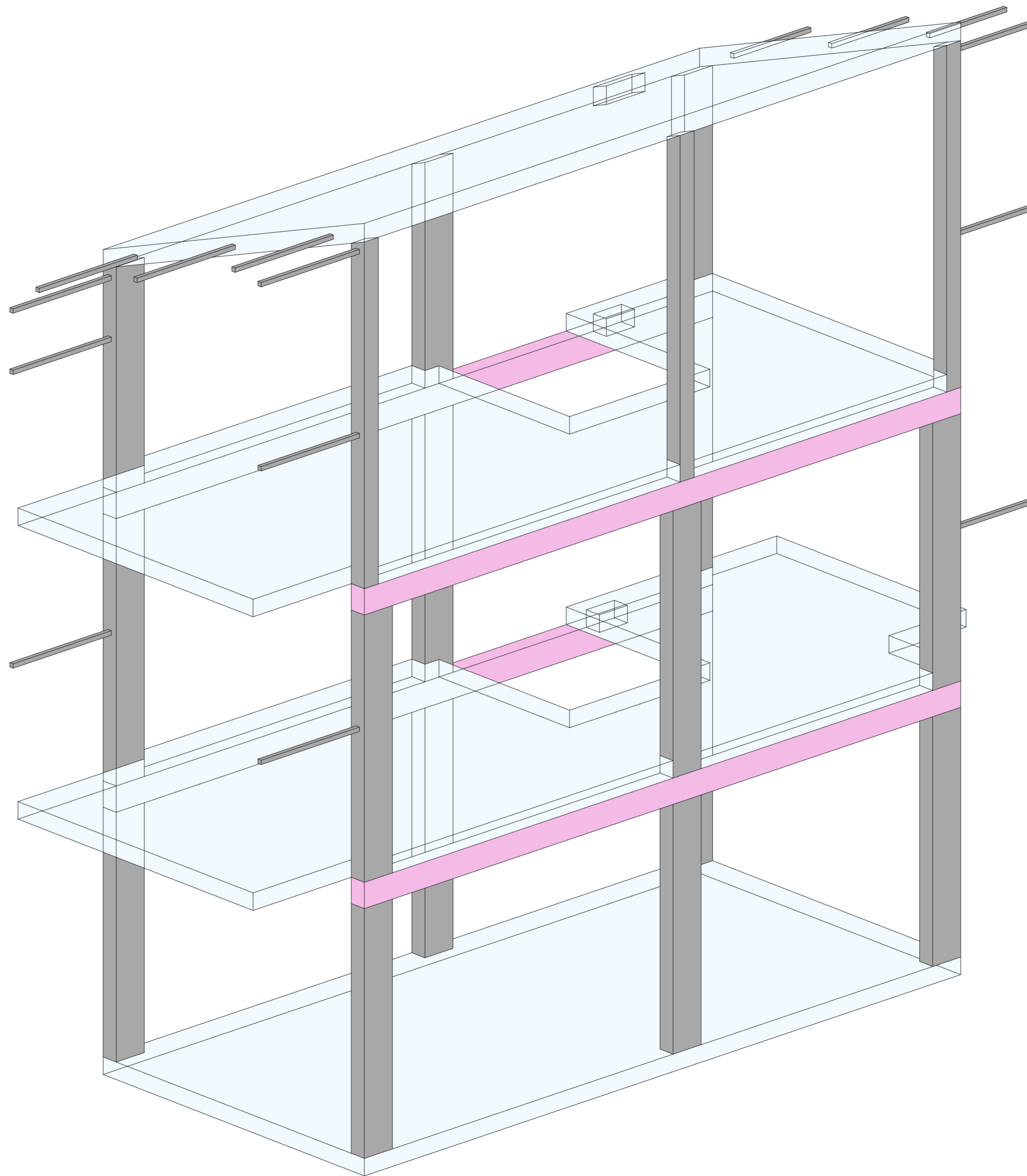
### ANNOTATIONS

All execution plans are only valid in conjunction with the respective execution plans of the specialist planning. Where applicable, specialist plans have been included for information purposes; only the execution plans of the specialist planning are valid. Local measurements were not taken after completion, minor dimensional deviations are therefore possible. The contractor is responsible for checking all dimensions on site. Any dimensional differences must be reported immediately to the responsible site manager!

DRAWING NAME	Building cut 2-2
ADRESS	Bali, Indonesia
PROJECT CODE	
PROJECT	Pandawa Bali
BUILDING	Building one bedroom villa
FLOOR	Building cut 2-2
SHEET NUMBER	A018
SCALE	1:35

SNAAR GROUP





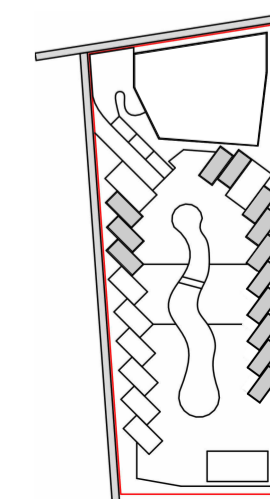
Elevation +0.000

ANNOTATIONS

All execution plans are only valid in conjunction with the respective execution plans of the specialist planning. Where applicable, specialist plans have been included for information purposes; only the execution plans of the specialist planning are valid. Local measurements were not taken after completion, minor dimensional deviations are therefore possible. The contractor is responsible for checking all dimensions on site. Any dimensional differences must be reported immediately to the responsible site manager!

DRAWING NAME	3D building frame
ADRESS	Bali, Indonesia
PROJECT CODE	
PROJECT	Pandawa Bali
BUILDING	Building one bedroom villa
FLOOR	3D building frame
SHEET NUMBER	A019
SCALE	1:35

SNAAR GROUP





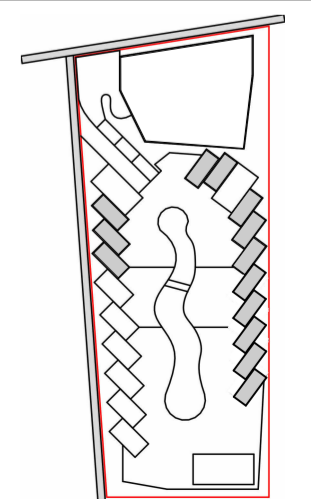
Elevation +0.000

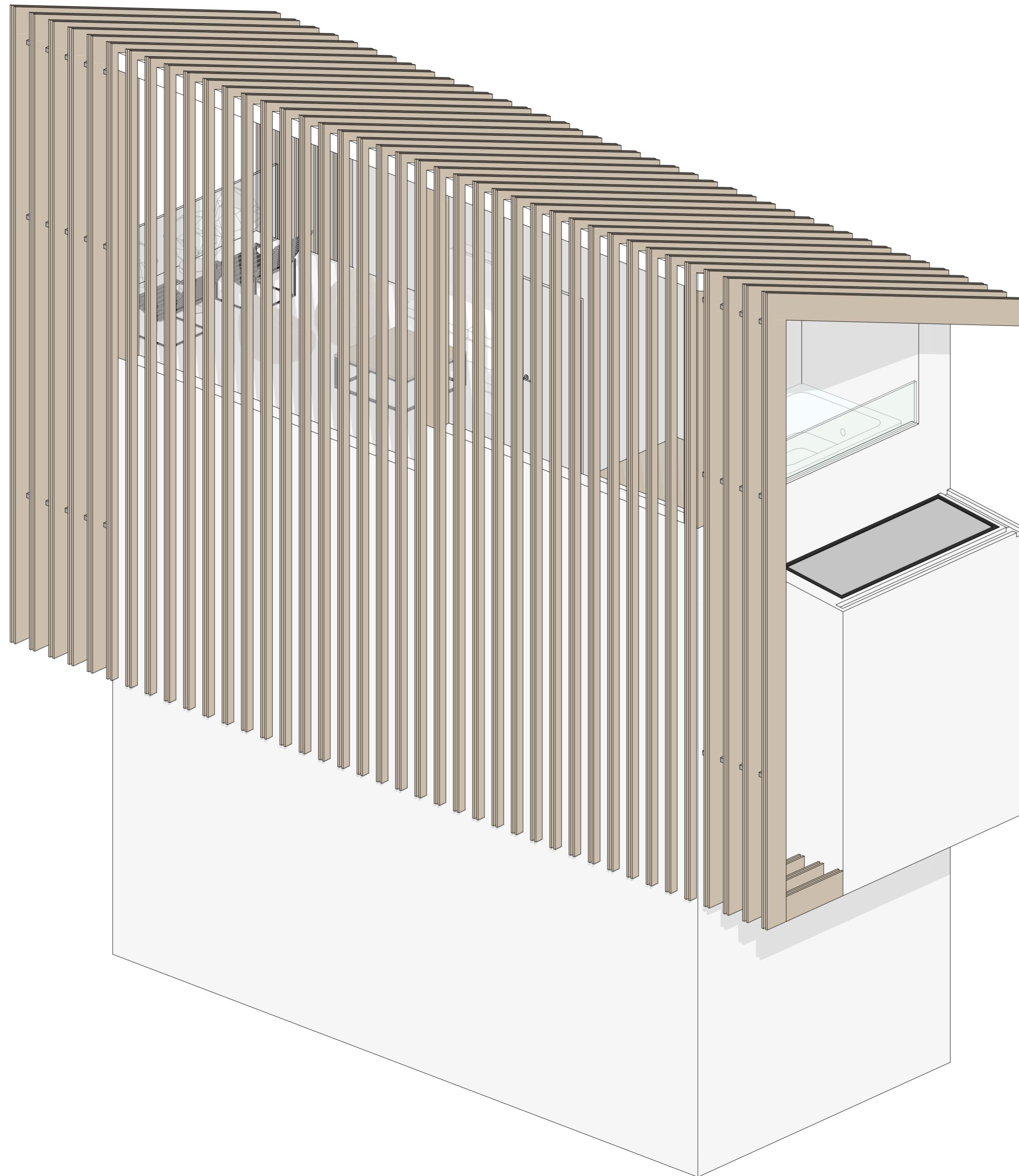
ANNOTATIONS

All execution plans are only valid in conjunction with the respective execution plans of the specialist planning. Where applicable, specialist plans have been included for information purposes; only the execution plans of the specialist planning are valid. Local measurements were not taken after completion, minor dimensional deviations are therefore possible. The contractor is responsible for checking all dimensions on site. Any dimensional differences must be reported immediately to the responsible site manager!

DRAWING NAME	3D building view №1
ADRESS	Bali, Indonesia
PROJECT CODE	
PROJECT	Pandawa Bali
BUILDING	Building one bedroom villa
FLOOR	3D building view №1
SHEET NUMBER	A020
SCALE	1:35

SNAAR GROUP





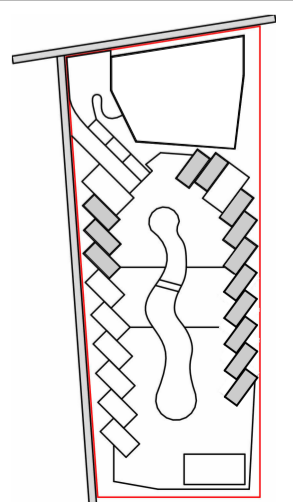
Elevation +0.000

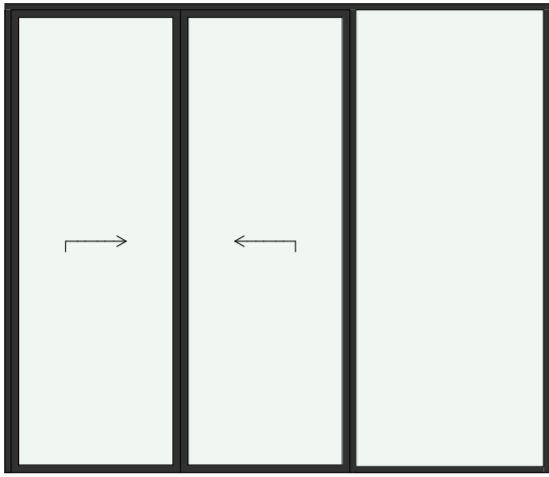





ANNOTATIONS


All execution plans are only valid in conjunction with the respective execution plans of the specialist planning. Where applicable, specialist plans have been included for information purposes; only the execution plans of the specialist planning are valid. Local measurements were not taken after completion, minor dimensional deviations are therefore possible. The contractor is responsible for checking all dimensions on site. Any dimensional differences must be reported immediately to the responsible site manager!



DRAWING NAME	3D building frame
ADRESS	Bali, Indonesia
PROJECT CODE	
PROJECT	Pandawa Bali
BUILDING	Building one bedroom villa
FLOOR	3D building frame
SHEET NUMBER	A021
SCALE	1:35

SNAAR GROUP



Doors			
Element ID	D1	D2	D3
View from Opening Side			
Reveal Dimensions	3 600×3 100	800×2 200	900×2 200
2D Plan Preview			
Description	Sliding opening	Sliding lef	Opening left
Egress Dimensions	1 120×3 060	700×2 150	820×2 160

Windows	
Element ID	W-1
View	
Reveal Dimensions	900x2500
Covering	Frosted glass

Guardrails		
Element ID	GR-1	GR-2
View		
Reveal Dimensions	3600x900	3300x500

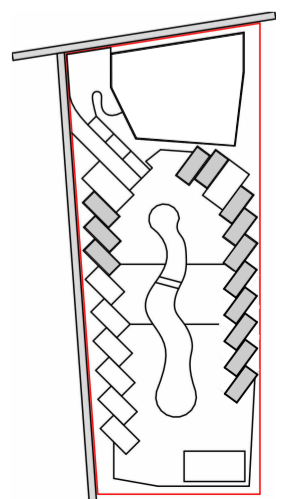
Elevation +0.000

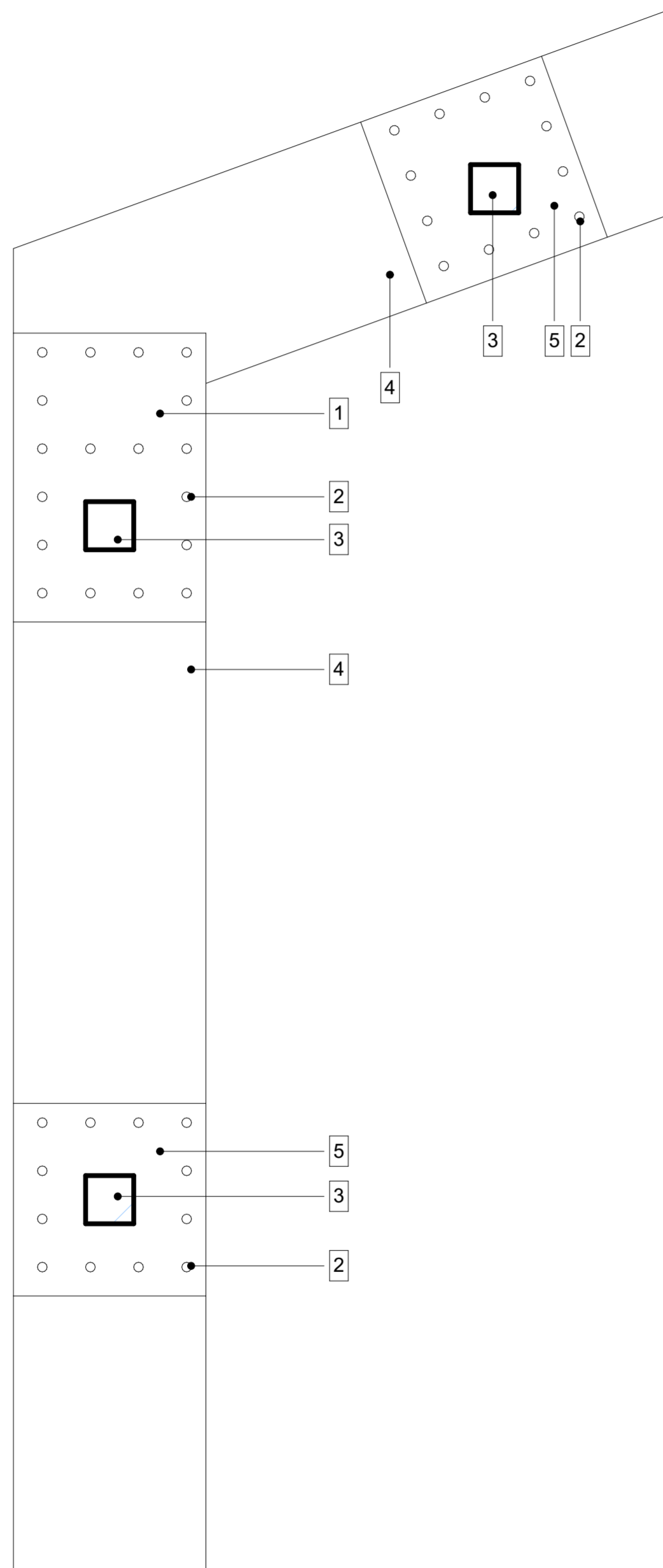
ANNOTATIONS

All execution plans are only valid in conjunction with the respective execution plans of the specialist planning. Where applicable, specialist plans have been included for information purposes; only the execution plans of the specialist planning are valid. Local measurements were not taken after completion, minor dimensional deviations are therefore possible. The contractor is responsible for checking all dimensions on site. Any dimensional differences must be reported immediately to the responsible site manager!

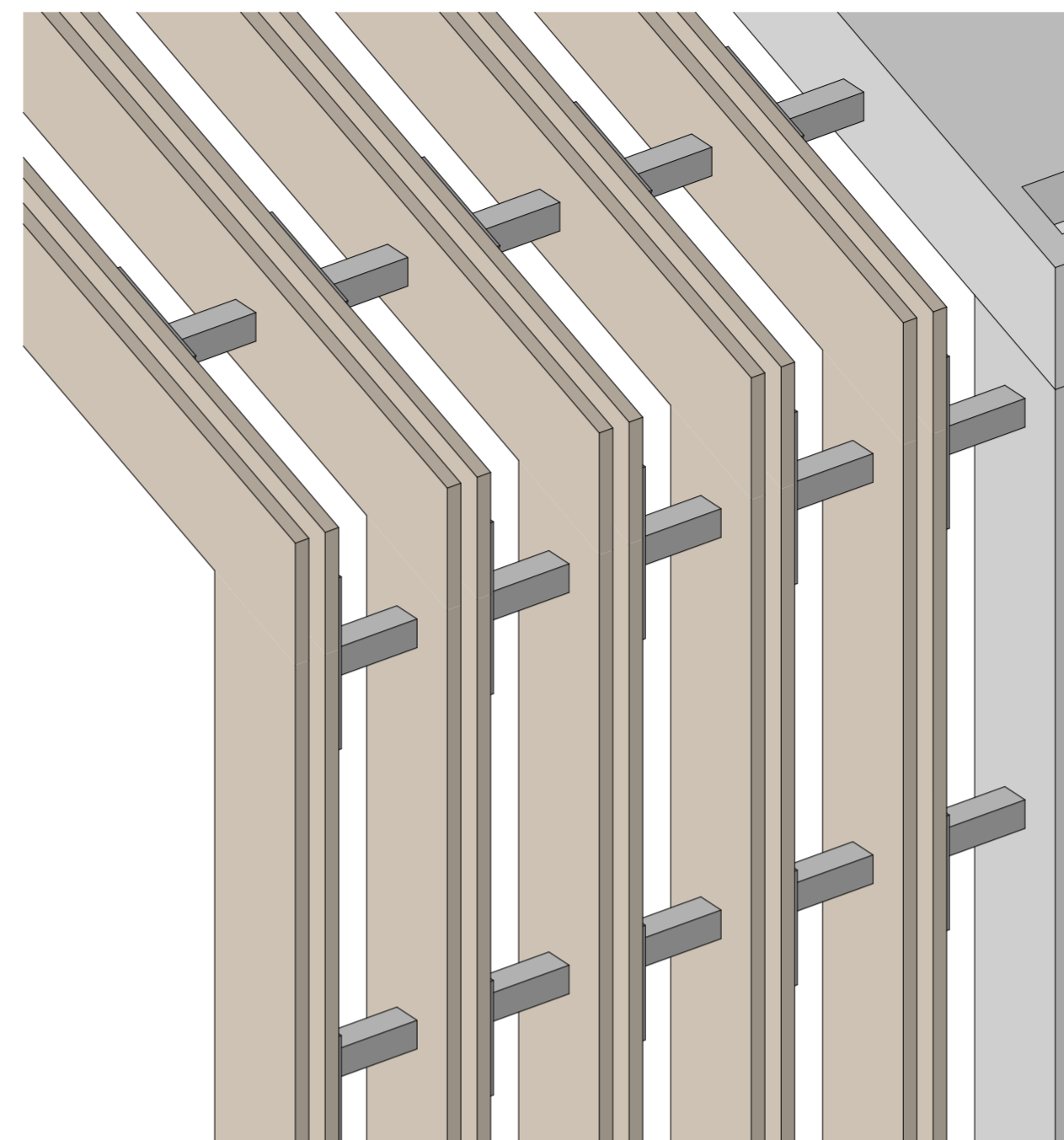
DRAWING NAME	Specification for doors, windows, guardrails
ADRESS	Bali, Indonesia
PROJECT CODE	
PROJECT	Pandawa Bali
BUILDING	Building one bedroom villa
FLOOR	Specification for doors, windows, guardrails
SHEET NUMBER	A022
SCALE	1:50

SNAAR GROUP

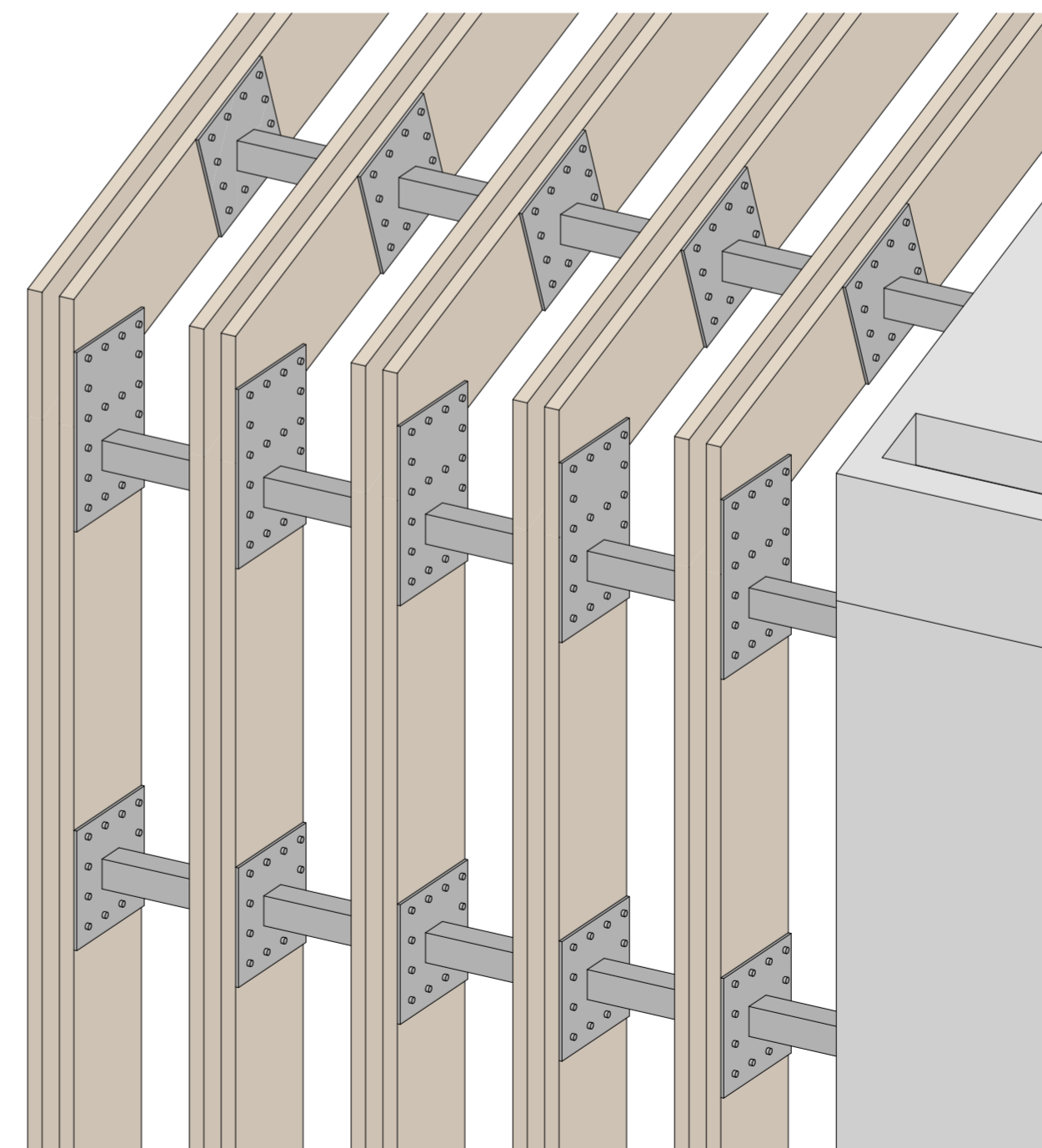




Section



3D view  
1:10



3D view  
1:10

Elevation +0.000

ANNOTATIONS

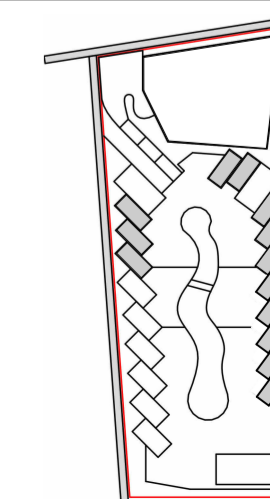
All execution plans are only valid in conjunction with the respective execution plans of the specialist planning. Where applicable, specialist plans have been included for information purposes; only the execution plans of the specialist planning are valid. Local measurements were not taken after completion, minor dimensional deviations are therefore possible. The contractor is responsible for checking all dimensions on site. Any dimensional differences must be reported immediately to the responsible site manager!

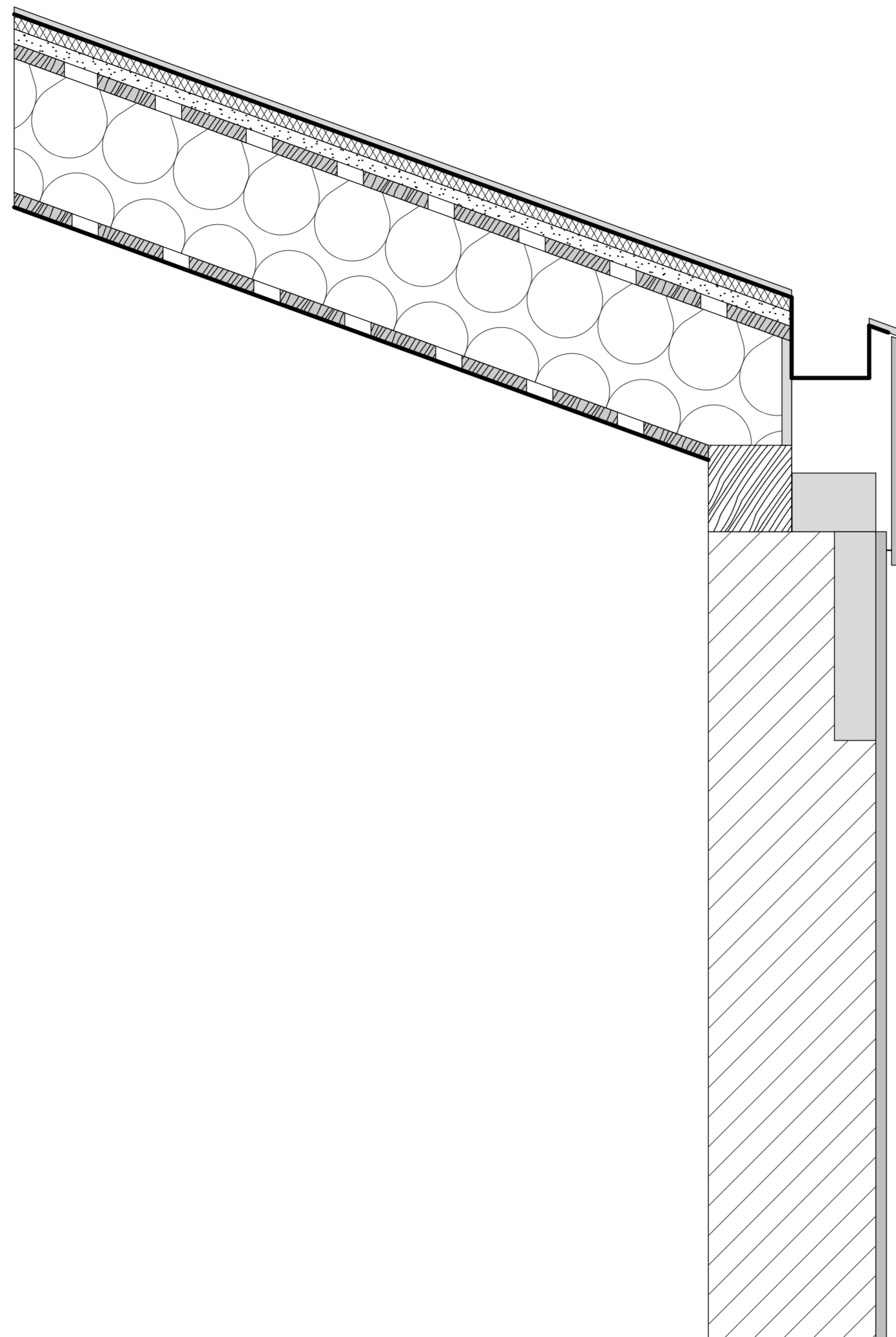
Elementliste

1. Joint steel 200x300x10
2. Mounting bolt
3. Steel rod 50x50
4. Wooden shading bar 200x25
5. Joint steel 200x200x10

DRAWING NAME	Details
ADRESS	Bali, Indonesia
PROJECT CODE	
PROJECT	Pandawa Bali
BUILDING	Building one bedroom villa
FLOOR	Details
SHEET NUMBER	A023
SCALE	1:5

SNAAR GROUP





Elevation +0.000

ANNOTATIONS

All execution plans are only valid in conjunction with the respective execution plans of the specialist planning. Where applicable, specialist plans have been included for information purposes; only the execution plans of the specialist planning are valid. Local measurements were not taken after completion, minor dimensional deviations are therefore possible. The contractor is responsible for checking all dimensions on site. Any dimensional differences must be reported immediately to the responsible site manager!

DRAWING NAME	Details
ADRESS	Bali, Indonesia
PROJECT CODE	
PROJECT	Pandawa Bali
BUILDING	Building one bedroom villa
FLOOR	Details
SHEET NUMBER	A024
SCALE	1:5

SNAAR GROUP

